



# CALIFORNIA

## 2010 Softball



For release: May 18, 2010

23 Straight NCAA Tournament Appearances ■ 2002 WCWS Champions ■ 40+ Wins Nine Times Since 1999

Cal Athletic Media Relations 349 Haas Pavilion Berkeley, Calif. 94720 (510) 642-5363 Fax: (510) 643-7778

Asst. Director (Softball Contact): Anna Oleson-Wheeler Office: (510) 643-5846 Cell: (805) 708-3544 E-mail: aowheeler@berkeley.edu

## No. 11-Seeded Cal Faces No. 6-Seeded Georgia in Super Regional

Schedule/Results (44-17 Overall/10-11 Pac-10)		
Date	Opponent	Time/Result
2/12	No. 11/12 Cal vs. Texas A&M~	L, 3-2
	No. 11/12 Cal vs. Wisconsin~	W, 3-1
2/13	No. 11/12 Cal vs. Western Michigan~	W, 9-1 (5)
	No. 11/12 Cal vs. Kentucky~	W, 6-1
2/14	No. 11/12 Cal vs. Portland State~	W, 8-0 (5)
2/19	No. 11/12 Cal vs. Illinois-Chicago!	W, 8-1
	No. 11/12 Cal vs. Utah!	W, 10-4
2/20	No. 11/12 Cal vs. No. 21 Northwestern!	L, 5-3
	No. 11/12 Cal vs. No. 13/12 Oklahoma!	L, 12-1 (5)
2/21	No. 11/12 Cal vs. No. 10/9 Georgia Tech!	W, 4-1
2/26	No. 14/13 Cal vs. Fordham@	W, 5-2
2/27	No. 14/13 Cal vs. San Diego State@	W, 5-4
	No. 14/13 Cal vs. Oklahoma State@	L, 3-2
2/28	No. 14/13 Cal vs. Colorado State@	W, 9-1 (5)
	No. 14/13 Cal vs. Long Beach State@	W, 8-1
3/5	No. 15/13 Cal vs. New Mexico State#	W, 6-0
	No. 15/13 Cal vs. Weber State#	W, 10-2 (5)
3/6	No. 15/13 Cal vs. Portland State#	W, 7-0
	No. 15/13 Cal vs. Southern Utah#	W, 11-0 (5)
3/7	No. 15/13 Cal vs. UNLV#	W, 5-1
3/13	<b>No. 13 Cal vs Fullerton\$</b>	<b>W, 8-0 (5)</b>
3/14	<b>No. 13 Cal vs UC Davis\$</b>	<b>W, 2-0</b>
	<b>No. 13 Cal vs. UC Davis\$</b>	<b>W, 8-5 (5)</b>
3/17	No. 12/13 Cal vs. Lipscomb%	L, 1-0
3/18	No. 12/13 Cal vs. Lipscomb%	W, 3-0
	No. 12/13 Cal at Hawaii%	W, 5-0
3/19	No. 12/13 Lipscomb vs. Cal%	W, 5-3
	No. 12/13 Cal at Hawaii%	L, 3-0
3/20	No. 12/13 Cal at Hawaii%	W, 5-1
3/24	<b>No. 14 Cal vs. Pacific</b>	<b>W, 8-0 (5)</b>
3/26	No. 14 Cal vs. Sacramento State&	W, 3-1
3/27	No. 14 Cal vs. UC Riverside&	W, 3-0
3/27	No. 14 Cal vs. Saint Mary's&	W, 6-2
3/28	No. 14 Cal at UC Davis&	W, 4-0
4/1	No. 14 Cal at No. 11/9 Stanford*	L, 1-0 (12)
4/2	No. 14 Cal at No. 11/9 Stanford*	L, 5-1
4/3	No. 14 Cal at No. 11/9 Stanford*	W, 6-0
4/7	<b>No. 15/13 Cal vs. Sacramento State</b>	<b>3 p.m.</b>
4/9	No. 15/13 Cal at No. 21 Oregon*	L, 7-6 (9)
4/10	No. 15/13 Cal at No. 21 Oregon*	L, 1-0
4/11	No. 15/13 Cal at No. 21 Oregon*	L, 8-6 (9)
4/16	No. 19/16 Cal at No. 6 Arizona State*	W, 3-1
4/17	No. 19/16 Cal at No. 6 Arizona State*	W, 8-0 (6)
4/18	No. 19/16 Cal at No. 6 Arizona State*	W, 11-3
4/23	<b>No. 17/13 Cal vs. No. 1 Washington*</b>	<b>L, 1-0 (10)</b>
4/24	<b>No. 17/13 Cal vs. No. 1 Washington*</b>	<b>W, 9-1 (5)</b>
4/25	<b>No. 17/13 Cal vs. No. 1 Washington*</b>	<b>L, 4-0</b>
4/28	<b>No. 16/13 Cal vs. Santa Clara</b>	<b>W, 8-0 (6)</b>
4/30	<b>No. 16/13 Cal vs. No. 3 Arizona*</b>	<b>L, 8-0 (5)</b>
5/1	<b>No. 16/13 Cal vs. No. 3 Arizona*</b>	<b>L, 4-2 (9)</b>
5/2	<b>No. 16/13 Cal vs. No. 3 Arizona*</b>	<b>W, 8-0 (6)</b>
5/5	No. 15/13 Cal at Saint Mary's	W, 7-0
5/7	No. 15/13 Cal at No. 6/5 UCLA*	L, 4-2
5/8	No. 15/13 Cal at No. 6/5 UCLA*	L, 3-1
5/9	No. 15/13 Cal at No. 6/5 UCLA*	W, 4-2
5/13	<b>No. 13/12 Cal vs. Oregon State*</b>	<b>W, 9-1 (5)</b>
5/14	<b>No. 13/12 Cal vs. Oregon State*</b>	<b>W, 6-0</b>
5/15	<b>No. 13/12 Cal vs. Oregon State*</b>	<b>W, 11-3 (5)</b>
5/21	No. 11-Seeded Cal vs. Bucknell	W, 10-0 (5)
5/22	No. 11-Seeded Cal vs. Kentucky	W, 1-0
5/23	No. 11-Seeded Cal vs. Ohio State	W, 7-0
5/28	No. 11-Seeded Cal vs. No. 6-Seeded Georgia	2:30 p.m. ET
5/29	No. 11-Seeded Cal vs. No. 6-Seeded Georgia	Noon ET
5/29	No. 11-Seeded Cal vs. No. 6-Seeded Georgia	2:30 p.m. ET
6/3-9	Women's College World Series	TBA

~ Arizona State Tournament; ! Louisville Slugger Desert Classic; @ Palm Springs Classic; # UNLV Tournament; \$ California Tournament; % Hawaii Spring Fling; & Aggie Stamped; \* Pac-10 Conference game. All home games in **BOLD**

Friday, May 28

**2 p.m. ET – Game one: Georgia (home) vs. California (away)**

TV: ESPNU

Cal Series Record vs. Bulldogs: 1-0

Last Meeting: W, 3-0 (2/14/99)



Saturday, May 29

**Noon ET – Game two: California (home) vs. Georgia (away)**

TV: ESPN

**2:30 p.m. ET – Game three (if necessary): California vs. Georgia (if necessary)**

TV: ESPN

(home team to be determined by a coin flip)

\*All times Eastern.

**BERKELEY** – After winning sweeping the Columbus Regional to win its 11th Regional title in the past 12 years, the No. 11-seeded California softball team has a new task at hand in No. 6-seeded Georgia at the Athens Super Regional. The Golden Bears (44-17) will take on the Bulldogs (43-11) in a best-of-three series for a ticket to the Women's College World Series in Oklahoma City. Game one is slated for Friday, May 28 at 2 p.m. ET and will be shown on ESPN2 while game two (Saturday, May 29 at noon ET) and game three (May 29 at 2:30 p.m. ET), if necessary, will both be shown on ESPN.

### Columbus Regional Rundown

-With the win, Cal improves to 44-17 overall, 60-31 in Regional games and 81-55 overall in the NCAA postseason.

-Jolene Henderson threw a perfect game against Bucknell, the first for her and the first for a Bear in the postseason.

-Henderson's ERA dropped .10 points after her perfect game versus Bucknell and a four hitter against Kentucky.

-Valerie Arioto and Elia Reid both hit a team-high .571 in Columbus.

-Arioto homered in each of the three games for a squad-leading seven RBI.

-The Bears are wearing a BW sticker on their helmets in honor of the Friends of Jaclyn adoptee Bebe.

### Cal in the Postseason

-This marks the 25th season the Bears are playing in the postseason.

-Cal has advanced to the regional championship games for the fifth time in six years since the Super Regional format was adopted six years ago.

-Last year, Cal won the Florida State Regional, defeating Mississippi State once and Oklahoma State twice, but the Bears were swept by No. 1-seed Florida at Super Regionals in Gainesville, Fla.

-The Bears are 54-31 in regional games and 75-53 overall in the NCAA postseason.

-Three consecutive WCWS title game appearances (2002-04, national champions in 2002).

-The 2002 NCAA national title was the first by any women's team at Cal.

-Cal has appeared in seven of the last 11 NCAA WCWS and 10 overall, including three trips to the AIAW College World Series.

### Quick Hits

-The Bears are 44-17 overall and finished 10-11 in the Pac-10 Conference (tied for fourth).

-The fourth-place tie is the highest conference finish since 2003, when the Bears were third.

-Cal has not had a losing season since 1973 – a span of 35 years.

-Cal played 16 of the tournament's teams this year, posting a 19-16 record against them.

-The Bears bring a seven-game winning streak to Athens after sweeping Oregon State and the Columbus Regional.

-Jolene Henderson (1.53 ERA, 0.59 ERA in nonconference play) and Valerie Arioto (1.26 ERA, 260 strikeouts) have split time in the circle.

-Five of Cal's starters are batting .300 or above with Jamia Reid pacing the Bears at .389 and 48 steals.

-Diane Ninemire is in her 23rd year as the Cal head coach and recently won her 1,000th career game.

-Cal's 285 RBI is a new program team season high, smashing the old record of 279, which was set in 2008.

**Regional Game One – Cal: 10, Bucknell: 0**

After a slight rain delay, the No. 11-seeded California softball team lived up to its billing with a 10-0 mercy win over Bucknell on May 21 in the NCAA regional at Ohio State's Buckeye Field. Freshman hurler Jolene Henderson threw the first perfect game of her Cal career, fanning 10 batters. It was also the first perfect game for any Bear in the postseason. Henderson pitched five innings with no walks or hits for that perfect-game status that had eluded her this season. The 10 strikeouts were one shy of her season high of 11. Junior first baseman Valerie Arioto and sophomore outfielder Elia Reid each homered to power the Bears to their eight-run third inning. The Bears jumped to an early 2-0 lead in the first thanks to a Jamia Reid hit and two Bison errors. The game came crashing down for Bucknell in the bottom of the second, when Cal scored eight runs off of eight hits. The scoring barrage continued when Jamia Reid doubled to left, plating Elia Reid, who had singled. With Reid and Thomas, who also singled, aboard, Arioto homered to left to give Cal a 6-0 lead. In the same inning, Elia Reid came back up to the plate and sent the ball flying to center for a three-run homer, distancing the Bears for good at 10-0.

**Regional Game Two – Cal: 1, Kentucky: 0**

Thanks to Valerie Arioto crushing her 18th home run of the season in the top of the first, the No. 11-seeded California softball team defeated Kentucky, 1-0, on May 22 on the second day of the Columbus Regional. Freshman Jolene Henderson, fresh off a pitching a perfect game on Friday, earned the win, allowing just four hits and striking out five. After two pop ups – Jamia Reid and Shannon Thomas – began the top of the first, Arioto sent a pitch flying over the wall in center field, giving Cal an early 1-0 lead. Kentucky made things interesting with two outs in the bottom of the seventh. Left fielder Annie Rowlands singled singled up the middle and designated player Kara Dill walked. Freshman pitcher Jolene

Henderson struck out Kentucky's leadoff hitter in Molly Johnson for the final out of the game. Arioto and Elia Reid had Cal's two hits of the game.

**Regional Game Three – Cal: 7, OSU: 0**

After posting a 1-0 lead in the top of the first thanks to a single by Valerie Arioto, the No. 11-seeded California softball team rained five runs on Ohio State in the top of the second to defeat the Buckeyes, 7-0, on Sunday afternoon to win the Columbus Regional. For the third and final game of the Columbus Regional, the Bears shut out their opponent, this time shellacking host Ohio State for seven runs off 10 Cal hits and two OSU errors at Buckeye Stadium. With the win, the Golden Bears (44-17 overall, 3-0 in the 2010 postseason) roll onto Super Regional play while the Buckeye season concludes at 39-14. Arioto pitched the complete-game shutout, allowing just two hits. With the Bears leading, 1-0, thanks to an RBI single by Arioto that plated Jamia Reid, sophomore center fielder Frani Echavarria reached on an error and scored when Elia Reid singled up the middle. It was then Shannon Thomas' turn for an RBI with the Bears leading, 2-0. With Sevilla at third and Elia Reid at second, Thomas singled into left field, and the ball bounced a few feet into foul territory with both Sevilla and Reid coming around to score. It was then, with her Bears up, 4-0, that Arioto gave herself and the Bears an even bigger cushion. Arioto hit her 19th homer of the year, the third of the Columbus Regional and the 31st of her career to bring the score to 6-0. In the top of the fifth, Echavarria doubled and Sevilla singled to score Echavarria, giving Cal its final 7-0 lead.

**Flashback – Cal: 3, Georgia: 0**

In the teams' first meeting, which occurred at the Arizona State Fiesta Bowl Tournament on Feb. 14, 1999, Cal defeated Georgia, 3-0. Bear pitcher Nicole

**California Quick Facts**

**University Information**

Location..... Berkeley, Calif.  
 Nickname..... Golden Bears  
 Colors..... Blue (282) and Gold (116)  
 Enrollment..... 34,953  
 Founded..... 1868  
 Conference..... Pacific-10  
 Home Venue..... Levine-Fricke Field (500)  
 Chancellor..... Robert J. Birgeneau  
 Director of Athletics..... Sandy Barbour  
 Softball Administrator..... Foti Mellis

**Team Information**

2009 Record..... 38-20  
 2009 Pac-10..... 10-10/5th  
 2009 Postseason..... Tallahassee Regional (3-0)  
 ..... Gainesville Super Regional (0-2)  
 2009 Final Rank..... 14/16  
 Starters Returning/Lost..... 8 (plus two pitchers)/3  
 Letterwinners Returning/Lost..... 12/7  
 Newcomers..... 6

**Coaching Staff**

Head Coach..... Diane Ninemire  
 ..... (23rd season, Nebraska-Omaha '80)  
 Cal/Career Record..... 970-477 (entering 2010)  
 Best Time to Reach Coach..... Contact  
 ..... Media Relations  
 Assistant Coach..... John Reeves  
 ..... (17th season, San Jose State '80)  
 Assistant Coach..... Tammy Lohmann  
 ..... (5th season, Arizona State '97)  
 Mailing Address.. 304 Strawberry Canyon Center,  
 ..... Berkeley, CA 94720

**Media Relations**

Softball Contact..... Anna Oleson-Wheeler  
 Office Phone..... (510) 643-5846  
 Cell Phone..... (805) 708-3544  
 Fax..... (510) 643-7778  
 E-mail..... aowheeler@berkeley.edu  
 Web Site..... CalBears.com  
 Mailing Address..... 349 Haas Pavilion,  
 ..... Berkeley, Calif. 94720

**2010 California Softball Rosters**

**2010 California Softball Numerical Roster**

No.	Name	Pos.	B/T	Ht.	Yr.	Exp.	Hometown/Previous School(s)
1	Frani Echavarria	OF	L/R	5-6	So.	IV	Riverside, CA/Martin Luther King HS
2	Jordan Wallace	IF	R/R	5-5	Fr.	HS	Vallejo, CA/Fairfield HS
3	Jamia Reid	OF	L/R	5-4	So.	IV	Buena Park, CA/Kennedy HS
4	Shannon Houston	OF	R/R	5-4	Sr.	3V	New Egypt, NJ/New Egypt HS
5	Elia Reid	OF	R/R	5-4	So.	IV	Buena Park, CA/Kennedy HS
9	Jace Williams	IF	L/R	5-6	So.	TR	Encinitas, CA/Washington/La Costa Canyon HS
11	Marissa Drewrey	P	R/R	6-3	Sr.	3V	Oakdale, CA/Oakdale HS
12	Vernae Sevilla	IF	R/R	5-7	Sr.	3V	Rancho Cucamonga, CA/Rancho Cucamonga HS
13	Jayne Goodwin	UT	R/R	5-8	Fr.	HS	Dublin, CA/ Dublin HS
17	Lindsey Ziegenhirt	C	R/R	5-6	Fr.	HS	Elk Grove, CA/Sheldon HS
19	Sati Houston	C	R/R	5-5	Jr.	IV	San Francisco, CA/San Francisco CC/Lowell HS
20	Valerie Arioto	UT	R/R	5-7	Jr.	2V	Pleasanton, CA/Foothill HS
22	Amy Bishop	IF	R/R	5-8	So.	IV	Glendale, CA/Glendale HS
23	Taylor Kelly	IF	R/R	5-8	Sr.	3V	Santee, CA/Santana HS
24	Shannon Thomas	IF	L/R	5-2	Sr.	IV	Antioch, CA/Texas/Freedom HS
33	Diane Leider	IF/UT	R/R	5-2	Fr.	HS	Long Beach, CA/Lakewood HS
54	Jolene Henderson	P	R/R	5-8	Fr.	HS	Elk Grove, CA/Sheldon HS

**2010 California Softball Alphabetical Roster**

No.	Name	Pos.	B/T	Ht.	Yr.	Exp.	Hometown/Previous School(s)
20	Valerie Arioto	UT	R/R	5-7	Jr.	2V	Pleasanton, CA/Foothill HS
22	Amy Bishop	IF	R/R	5-8	So.	IV	Glendale, CA/Glendale HS
11	Marissa Drewrey	P	R/R	6-3	Sr.	3V	Oakdale, CA/Oakdale HS
1	Frani Echavarria	OF	L/R	5-6	So.	IV	Riverside, CA/Martin Luther King HS
13	Jayne Goodwin	UT	R/R	5-8	Fr.	HS	Dublin, CA/ Dublin HS
54	Jolene Henderson	P	R/R	5-8	Fr.	HS	Elk Grove, CA/Sheldon HS
19	Sati Houston	C	R/R	5-5	Jr.	IV	San Francisco, CA/San Francisco CC/Lowell HS
4	Shannon Houston	OF	R/R	5-4	Sr.	3V	New Egypt, NJ/New Egypt HS
23	Taylor Kelly	IF	R/R	5-8	Sr.	3V	Santee, CA/Santana HS
33	Diane Leider	IF/UT	R/R	5-2	Fr.	HS	Long Beach, CA/Lakewood HS
5	Elia Reid	OF	R/R	5-4	So.	IV	Buena Park, CA/Kennedy HS
3	Jamia Reid	OF	L/R	5-4	So.	IV	Buena Park, CA/Kennedy HS
12	Vernae Sevilla	IF	R/R	5-7	Sr.	3V	Rancho Cucamonga, CA/Rancho Cucamonga HS
24	Shannon Thomas	IF	L/R	5-2	Sr.	IV	Antioch, CA/Texas/Freedom HS
2	Jordan Wallace	IF	R/R	5-5	Fr.	HS	Vallejo, CA/Fairfield HS
9	Jace Williams	IF	L/R	5-6	So.	TR	Encinitas, CA/Washington/La Costa Canyon HS
17	Lindsey Ziegenhirt	C	R/R	5-6	Fr.	HS	Elk Grove, CA/Sheldon HS

**Head Coach:** Diane Ninemire, 23rd season  
**Assistant Coaches:** John Reeves, 17th season; Tammy Lohmann, 5th season  
**Volunteer Assistant Coach:** Julie Meyer, 2nd season

**Pronunciation Guide**

<b>Valerie Arioto</b>	Air-ee-OH-toe	<b>Elia Reid</b>	Ah-LEE-uh
<b>Frani Echavarria</b>	EE-chah-ver-ee-uh	<b>Jamia Reid</b>	Jam-EE-uh
<b>Sati Houston</b>	SAW-tee	<b>Vernae Sevilla</b>	Ver-NAY Sev-EE-uh
<b>Diane Leider</b>	LI-der	<b>Lindsey Ziegenhirt</b>	ZIG-in-hurt

DiSalvio nearly had her second no-hitter of the season. DiSalvio, who tossed a perfect game in the season-opening 8-0 win over San Jose State, did not allow a Georgia base hit until two were out in the seventh inning. She finished with a one-hitter to up her record to 4-0 on the year. Against the Bulldogs, the Bears offensive punch came from center fielder Amber Phillips, who hit her first career home run, a solo shot to lead off the second inning

#### Cal Places Four on Louisville Slugger/NFCA Division I All-Region Team

Four Bears can add another highlight to their athletic resume with placement on 2010 Louisville Slugger/NFCA Division I All-Pacific Team. Junior utility Valerie Arioto, freshman pitcher Jolene Henderson and sophomore outfielder Jamia Reid all made the All-Pacific First Team while senior second baseman Shannon Thomas was selected for the second team. The all-region teams were chosen by NFCA member coaches from each region, and all the honorees will now be eligible for selection to the Louisville Slugger/NFCA All-America first, second or third teams. In addition, conference pitchers and players of the year not selected to the regional teams were added for All-America consideration.

#### Nine Bears Named to All-Pac-10 Teams

Nine members of the California softball team were selected for various All-Pac-10 Teams, the conference office announced May 19. Valerie Arioto and Jamia Reid paced the Golden Bears by being named to the first team while Jolene Henderson were placed on the second team. Sophomore outfielder Frani Echavarria, senior shortstop Taylor Kelly, senior infielder Vernae Sevilla, senior second baseman Shannon Thomas, sophomore utility Jace Williams and freshman catcher Lindsey Ziegenhirt were all given honorable mentions. Additionally, Henderson and Ziegenhirt were named to the All-Freshmen Team. All-Pac-10 honors are determined by a vote of the eight head coaches in the Pacific-10 Conference. There are 14 players named to the first team and 14 to the second team. The All-Freshman team also consists of 14 honorees.

#### Cal on the National Scene

- The Bears' collective 1.63 ERA ranks them first in the conference and ninth in the country.
- Valerie Arioto's 1.31 ERA is third in the Pac-10 and 16th in the country.
- Jolene Henderson's 1.66 ERA is 38th in the nation and fifth in the conference.
- Jamia Reid ranks second in the country with an average of 0.87 steals per game.
- Arioto issues an average of 9.2 strikeouts per seven innings, which is second in the conference and 29th in the country.
- Shannon Thomas is second in the Pac-10 with .51 steals/game for 47th in the nation.
- Arioto averages 1.28 walks per game, which is second in the nation behind only Georgia Tech's Jen Yee, who averages 1.45.
- Arioto's .583 slugging percentage is sixth in the nation and second in the Pac-10.

#### Record-Breaking Bears

The 2010 season has been a historical one for four Bears – Valerie Arioto, Jamia Reid, Shannon Thomas and Lindsey Ziegenhirt – either setting new records or moving up on the career and single-season lists at Cal. Arioto is third in career runs (156), third in career homers (31) and second in career walks (166). She is currently tied with Veronica Nelson for the single-season home-run high with 19, now holds the season record for runs (60) and RBI (60) and is currently fifth on season walks with 77. Shannon Thomas is fourth on the single-season list with 31 steals, behind her 33 steals last season. Thomas is fourth with 64 career steals. Jamia Reid surpassed her own record with 48 steals this season, one more than last year's total (47). She still holds first place on the career list with 93. Reid is also currently fourth on the single-year with 77 hits this season. With 15 homers in only her freshman campaign, Lindsey Ziegenhirt is tied for fourth on the single-season home-run list.

#### Ever-Enhancing Echavarria

Sophomore outfielder Frani Echavarria has improved by leaps and bounds from her freshman campaign. Last season, Echavarria finished the year with a .193 batting average after starting 49 of Cal's 58 games. This year, the Riverside, Calif., native is batting .337, good for third on the team. She's also slugging .427, placing her fourth amongst the Bears, and has 24 RBI to her credit.

#### Reid + Thomas = Lethal One-Two Combo

Jamia Reid is earning her keep in the lead-off spot with her team-high .389 batting average and slapping ability in addition to a .407 on-base percentage, which is fourth on the team. Batting behind her is Shannon Thomas, who leads the conference with 15 sacrifice bunts. When you factor in that Reid paces the Pac-10 with 48 steals and Thomas is right behind her with 31, you get a deadly combination in the first and second spots in the Cal line-up.

#### ASA Top-10 Watch List: Arioto

Valerie Arioto has been named one of the best 10 players in the nation, making the cut for the top-10 contenders for the Amateur Softball Association of America (ASA)'s watch list for the ninth annual USA Softball National Collegiate Player of the Year Award. This award, which is considered the most prestigious honors in Division I women's collegiate softball, is designed to recognize outstanding athletic achievement by female collegiate softball players across the country. The winner will be announced at the opening of the NCAA 2010 Women's College World Series in Oklahoma City. Similar to last year, in 2010, Arioto was named to the top-50 and top-25 list, but this is the first time she has progressed to the highly competitive and widely respected top-10 finalist list.

#### Head Coach Diane Ninemire

23rd Season

Cal/Career Record (entering 2010):  
970-477

Cal/Career Record (as of 5/15/10):  
1,014-494

Since her first year in the dugout in 1988, Diane Ninemire has continually taken the Bears to new heights as one of the winningest and most successful



softball programs in the nation.

From 1999-2005, Cal made seven straight trips to the College World Series. With a national championship, nine Women's College World Series trips, and 21 straight NCAA Regional appearances to her credit, it is no wonder that Cal enters every season as a national contender.

Ninemire, who won her 1000th game on April 7 versus Sacramento State, has accumulated the second-most wins in Pac-10 history and is the ninth coach in the history of Division I softball to notch 1,000 wins.

Since the 1999 season, California is an impressive 489-205, with five 50-win seasons and four 40-win seasons. Over the last five seasons, Ninemire's squad has posted a 230-100 mark. (All records coming into 2010).

During Ninemire's tenure at Cal, 35 All-America, 86 all-region and 146 all-conference certificates have been issued to the Bears.

#### Hall of Fame Status

Ninemire was inducted into the National Fastpitch Coaches Association's 2009 Hall of Fame class in December. Ninemire, who joined Frank Cheek of Humboldt State University and Bill Edwards of Hofstra University, was inducted in front of the NFCA, former Golden Bears, her colleagues and family members at the Renaissance Hotel in Nashville, Tenn.

Score by innings	1	2	3	4	5	6	7	8	9	EX	Total
California	58	54	57	53	56	23	10	1	2	0	315
Opponents	12	12	14	9	21	19	14	1	7	2	111

### Single-Season Records

#### Hits

1. Gillian Boxx	90	1995
2. Vicky Galindo	83	2004
3. Kendall Richards	81	1994
4. <b>Jamia Reid</b>	<b>77</b>	<b>2010</b>
Lindsey James	77	2004
Candace Harper	77	2002

#### Home Runs

1. <b>Valerie Arioto</b>	<b>19</b>	<b>2010</b>
Veronica Nelson	19	2001
3. Haley Woods	16	2006
Haley Woods	16	2004
4. <b>Lindsey Ziegenhirt</b>	<b>15</b>	<b>2020</b>
5. Veronica Nelson	14	2000
6. Haley Woods	13	2005
Veronica Nelson	13	2003

#### Runs

1. <b>Valerie Arioto</b>	<b>60</b>	<b>2010</b>
2. Gillian Boxx	56	1995
3. Valerie Arioto	55	2008
4. Vicky Galindo	53	2004
5. Kendall Richards	52	1995

#### RBI

1. <b>Valerie Arioto</b>	<b>60</b>	<b>2010</b>
2. <b>Lindsey Ziegenhirt</b>	<b>58</b>	<b>2010</b>
Haley Woods	58	2005
2. Haley Woods	57	2004
3. Haley Woods	55	2006

#### Stolen Bases

1. <b>Jamia Reid</b>	<b>48</b>	<b>2010</b>
2. Jamia Reid	47	2009
3. Shannon Thomas	33	2009
4. <b>Shannon Thomas</b>	<b>31</b>	<b>2010</b>
5. Erika Racklin	28	2008
Keri Kropke	28	1992
7. Elia Reid	26	2009

#### Walks

1. Veronica Nelson	108	2002
2. Veronica Nelson	107	2003
3. Veronica Nelson	93	2001
4. Veronica Nelson	87	2000
5. <b>Valerie Arioto</b>	<b>77</b>	<b>2010</b>
6. Valerie Arioto	48	2008

#### Team Season Bests

#### Steals

1. 2009	146
2. <b>2010</b>	<b>129</b>
3. 1979	101
4. 1995	100
5. 2004	99

\*bold indicates current season



### Hurlin' Henderson

Freshman pitcher Jolene Henderson has made a seamless transition into Division I softball. In nonconference play, Henderson has a 0.59 ERA, allowing just 10 earned runs in 118.0 innings of work. Overall, Henderson is sixth in the Pac-10 with her current 1.55 ERA. She is also third in the league with 70 looking strikeouts.

### Fastest Feet in the Conference

For the entirety of the season, the Bears have topped the Pac-10 in stealing. Cal recorded a conference high of 129 steals, far above second-place Stanford's 82. They are also first in attempts at 146 – 50 more than their closest competitor in reigning national-champion Washington, which has 96. Jamie Reid paces the Bears with 48 steals in 57 attempts.

### Arioto's 20-20 Vision

Valerie Arioto continues to lead the conference and team in walks, a total of 77 through 61 games. Her 77 free passes to first base places Arioto in sole possession of first place in the Pac-10 with the nearest competitor 23 walks behind in second place (Stacie Chambers, ASU, 54 walks).

### J. Reid: Speed and Talent

Jamia Reid is an all-around scoring threat for the Bears. The sophomore outfielder is hitting a squad-leading .389, which is eighth in the conference, and has started 55 of Cal's 61 games in 2010. She also has a team-best 77 hits, which puts her second in the league. Furthermore, she is first on the team and in the Pac-10 with 48 stolen bases to her credit in 57 attempts. In 2009, Reid finished the season with 47 steals, which was tops in the Pac-10 and was third in the nation per game.

### Come on Niner, Hit a Liner

Redshirt sophomore Jace Williams has made an impact in her first year in a Cal uniform after transferring from Washington after the 2008 season. Williams is fifth amongst the starters, batting .299 and slugging .447. She is tied with two others for fifth in the Pac-10 with 12 doubles. Her 40 walks place her second with the Bears and fifth in the conference.

### Z for Ziegenhirt

In only her freshman season, Lindsey Ziegenhirt has solidified her stature as a fixture in the Cal line-up. Starting all 61 games behind the plate as catcher for the Bears, Ziegenhirt is second on the squad in total bases (113), doubles (12), slugging (.563), RBI (58) and homers (15). Her 58 RBI put her in a tie with Danielle Lawrie for fourth in the Pac-10 and her 15 roundtrippers place her in a three-way tie for eighth in the conference. In addition to her work over the Beavers, Ziegenhirt was instrumental in Cal's first conference series sweep at Arizona State, hitting four home runs. She finished that weekend with a 1.600 slugging average with six RBI.

### How Does This All Work?

The Bears are one of 64 teams who will be competing at 16 regional sites in the first round double-elimination Regionals. The top 16 teams were seeded in order, and the remaining teams were placed in regional brackets to create balanced competition and avoid conference match-ups, when possible. The regional winners will advance to super regional competition for a best-of-three series at eight campus sites. The eight teams that win the Super Regionals will advance to the WCWS, an eight-team, double-elimination tournament. The championship final will be a best-of-three-series. The WCWS will be conducted May 28 to June 3 at the ASA Hall of Fame Stadium in Oklahoma City.

### Pac-10 Powerhouse

The Bears finished in a two-way tie with Arizona State for fourth place in the nation's strongest softball conference. Cal's 10 conference wins equal last season's total, which was the most for the team since 2006. This year is the 15th time the team has logged double-digit victories in Pac-10 play. This is the highest finish in the conference for the Bears since 2003, when they were third. Seven of the Pac-10's eight softball teams advanced to this season's NCAA Tournament.

### Talk of the Polls

For each week this season, the Bears were recognized as one of the top-25 teams in the nation, being ranked in each of the national polls. Cal's highest ranking in the ESPN.com/USA Softball poll was 11, which it was given in the preseason poll and held the spot for the first two weeks of the season. The USA Today/NFCA poll named the Bears the No. 12 team in the preseason poll, and Cal spent two weeks (Feb. 16 and May 11) in the 12th spot.

### Jamia Reid: All-Time Steals Leader

Only halfway through her sophomore season, Jamia Reid became the new California career leader in steals

### Cal in the National Polls

Date	Cal Record	ESPN.com/ USA Softball Poll	USA Today/ NFCA Poll
Preseason	0-0	11	12
Feb. 16	4-1	11	12
Feb. 23	8-2	11	13
March 2	11-4	15	13
March 9	16-4	13	13
March 16	19-4	12	13
March 23	23-6	14	14
March 30	28-6	14	14
April 6	29-8/1-2	15	13
April 13	30-11/1-5	19	16
April 20	33-11/4-5	17	13
April 27	34-13/5-7	16	13
May 4	36-15/6-9	T15	13
May 11	38-17/7-11	13	12
May 18	41-17/10-11	13	

when she stole her 75th base on March 13 at home versus Cal State Fullerton, breaking a record that stood for 17 years. Tallying 47 steals in her freshman campaign (2009) and 48 as of May 25, 2010, for her current career total of 95, Reid well surpasses Keri Kropke (1990-93), who had 74. The 48 steals thus far this season are a new single-season high, besting her previous record of 47.

### The Future of the National Team

Valerie Arioto and Jamia Reid have been placed on the 2010 USA Softball Women's Futures National Team. Arioto and Reid join 16 other athletes on the team, which includes both USA Softball rookies and those with national team experience and consists of athletes who currently play or have played at 13 schools in six Division I conferences. The Futures Team derives its name from the talent that could make up the women's senior national team in years to come. The squad will kick off the season with exhibition games against the senior national team in Canton and Ashland, Ohio from June 16-17. They will also compete against the national teams of Canada, Japan and the USA at the 2010 World Cup of Softball. That tournament will be held July 22-26, at the ASA Hall of Fame Stadium in Oklahoma City.

### Jolene for the Save

With her work against Santa Clara, freshman right hander Jolene Henderson earned her third save. This moved her into a five-way tie for third place in single-season saves. The Elk Grove, Calif., native needs two saves to mount her tally to five to tie for fourth on the career saves list.

### Shannon's Stealing Her Way Into the Records

With her 31 steals thus far in 2010, Shannon Thomas is now in sole possession of fourth place on the single-season stolen-base list. Thomas' 33 steals last season are third while Jamia Reid holds down the first and second spots with 48 in 2010 and 47 in 2009, respectively. On the career list, Thomas is fourth with 64 bags.

### Cal Softball Honors Friends of Jaclyn Adoptee

Before the then-No. 16/13 California softball team upset then No-3 Arizona, 8-0, on May 2, the Bears took time to give back to their community. Through the Friends of Jaclyn Foundation, the Cal softball team has adopted Bebe, a local child with pediatric cancer. The Friends of Jaclyn Foundation (FOJ) is a non-profit, charitable organization that improves the quality of life for children with pediatric brain tumors and their families. Prior to the game, Bebe, whose full name is Barbara, and her mother, Nancy, who graduated from Cal, and her father, Geoff, gathered in front of the 439 fans in attendance at Levine-Fricke Field. Geoff threw out the ceremonial first pitch. Due to the all-consuming treatments that Bebe has been receiving in Texas, this game was the first opportunity that she and her family had to meet the Bears and watch the team play. Following the 8-0 mercy win in six innings, the family met with the players on the field. The Bears signed their autographs, posed for a photo and gave their encouragement to Bebe and her family. In the future, the Cal softball team hopes to further its involvement with Bebe. FOJ matches a child in need of love, support and friendship with a college or high school sports team, and the child becomes an extension of the team. After the adoption is completed, the child becomes an extension of the team and a unique bond is formed between the team members, the child and the family.

### Ziegenhirt Named Muscle Milk Student-Athlete of the Week

Lindsey Ziegenhirt was instrumental in Cal's first conference series sweep at Arizona State, hitting four home runs. She finished the weekend with a 1.60 slugging percentage and six RBIs, making the freshman catcher the Muscle Milk California Student-Athlete of the Week for the week of April 19. Ziegenhirt homered to left, jump starting the Bears, who went out to win, 3-1, halting a three-game losing skid. In the middle match on April 17, Ziegenhirt smashed her 11th and 12th roundtrippers of the season to lead the Bears to an 8-0 win. On April 18, after battling through seven pitches, Ziegenhirt homered to distance the Bears, 8-3, in the series finale that would end with an 11-3 Cal win.

### Arioto to Play in Canada, Japan

Valerie Arioto was named one of 20 athletes who will represent the United States this summer at competitions and exhibitions in Canada and Japan. The athletes, who are members of the 2010 USA Softball women's national team and the Women's Future National Team, will participate in three events over two months. Arioto and the 19 other players will play at the Canadian Open Fast Pitch International Championship, from July 7-11, in Surrey, British Columbia. There will be several exhibition games held July 13 and 14 in Whitehorse, Yukon. In August, Arioto and her teammates will make a return to Japan for the Japan Cup from Aug. 3-9 in Sendai City, Japan. At last year's Japan Cup, Arioto was part of the USA Softball squad that earned the gold medal, sweeping through the tournament, winning all four of their games in the tournament. Arioto had an RBI in the first meeting against Japan, getting hit by a pitch with the bases loaded, driving in the first run of the game. Arioto also hit a solo home run against Chinese Taipei.

### Valerie Arioto Named Pac-10 Pitcher of the Week

After she pitched two complete-game wins, Valerie Arioto was named the Pac-10 Conference's Pitcher of the Week for the week of March 9. In her superb outing in the circle in the 6-0 win against New Mexico State (March 5), Arioto gave up just one hit and three walks while striking out half (13) of the batters she faced (26). The Aggies hit a collective .047. The Pleasanton, Calif., native led Cal to a 7-0 win over Portland State (March 6) thanks to her three-hit performance in seven innings of work, allowing just a .115 opponent batting average. Arioto finished the weekend with 14 innings of work under her belt, allowing four hits for an opponent average of .081, giving up no runs for a 0.00 ERA and fanning a total of 23 batters. For Arioto this is also her first Pac-10 Pitcher of the Week honor and the 62nd all-time for the Bears.

### Ninemire Watch 2010: 1,000 Wins

Thanks to Cal's 6-0 win over Sacramento State on April 7, Cal head coach Diane Ninemire achieved an impressive career milestone with her 1,000th career win. Ninemire is the ninth coach in the history of Division I softball to notch 1,000 wins. Already the winningest coach - male or female - in all of Cal history for any sport, Ninemire

### Record when ...

Overall.....	44-17
Conference.....	10-11
Non-Conference.....	34-6
Home games.....	11-4
Away games.....	10-8
Neutral site.....	23-5
Day games.....	41-11
Night games.....	3-6
vs Left starter.....	1-2
vs Right starter.....	43-15
1-Run games.....	2-7
2-Run games.....	6-5
5+Run games.....	28-2
Extra innings.....	0-5
Shutouts.....	22-7
Scoring 0-2 runs.....	2-14
..... 3-5 runs.....	14-1
..... 6-9 runs.....	22-2
..... 10+ runs.....	6-0
Opponent 0-2 runs.....	39-4
..... 3-5 runs.....	5-9
..... 6-9 runs.....	0-3
..... 10+ runs.....	0-1
Scored in 1st inning.....	28-0
Opp. scored in 1st.....	6-4
Scores first.....	39-5
Opp. scores first.....	5-12
After 4 leading.....	40-3
..... trailing.....	1-8
..... tied.....	3-6
After 5 leading.....	31-6
..... trailing.....	0-5
..... tied.....	1-4
After 6 leading.....	29-3
..... trailing.....	0-8
..... tied.....	0-4
Hit 0 home runs.....	16-11
... 1 home run.....	18-5
... 2+ home runs.....	10-1
Opponent 0 home runs.....	39-6
..... 1 home run.....	5-6
..... 2+ HRs.....	0-5
Made 0 errors.....	16-4
..... 1 error.....	15-9
... 2+ errors.....	13-4
Opp. made 0 errors.....	11-11
..... 1 error.....	17-3
..... 2+ errors.....	16-3
Out-hit opponent.....	41-4
Out-hit by opponent.....	2-10
Hits are tied.....	1-3
Current winning streak.....	7
Longest winning streak.....	10
Longest losing streak.....	3



and is in her 23rd year as the Bears' head coach. Ninemire has overseen countless players, including 25 All-America selections, 146 All-Pac-10 players, 44 academic All-Americans and 86 All-Region choices. Ninemire won her first game at the helm of the Bears on Feb. 15, 1988, with a 2-0 decision over Pacific in only her second game as a head coach. All of her head coaching experience has been at Cal, where she has registered 22 winning seasons and 22 consecutive trips to the postseason. Ninemire also led Cal to a Women's College World Series title in 2002, which was the first NCAA championship for any women's team in Cal history.

### Drewrey Striking Out the Record Holders

Thanks to her 20 strikeouts, which she notched halfway through the 2010 season, senior Marissa Drewrey has moved into the top-five of all-time strikeout leaders at Cal. With 644 career strikeouts to her credit, she displaced Whitney Floyd, who had 628. Coming into this year with 624 Ks, Drewrey earned her 629th strikeout in her first appearance of the season on Feb. 13, 2010 against Michigan State to pass Floyd's 628.

### In-Game Updates

For all games and for so much more, check out the Cal Softball Twitter page. In addition to in-game updates, you can get the latest news and insider information by following Cal softball on Twitter. Twitter is a free social networking and micro-blogging service that enables its users to send and read each others' updates that are only 140 characters long. Followers of @CalSoftball can see in-game scoring updates, pictures, links to stories on CalBears.com and more! To become a follower, point your browser to [www.twitter.com/CalSoftball](http://www.twitter.com/CalSoftball).

### The Paparazzi

Like any of the pictures on CalBears.com? They are available for purchase! GoldenBearSports.com, the official photographer of the Cal Athletics Department, has game photos available for purchase on their Web site at GoldenBearSports.com. You can also follow @GBSports on Twitter to get instant notifications when new albums and galleries are posted to the website. Visit [www.twitter.com/gbsports](http://www.twitter.com/gbsports) to follow.

### Top of the Rankings to Ya!

In the preseason rankings, the Bears fared quite well. Cal was ranked 11th in the country, according to the ESPN.com/USA Softball preseason poll after finishing in the 12 spot in the final 2009 ranking. During the 2010 regular season, the Bears faced off against at least nine of the other 24 teams in that poll, including defending national champion Washington. The Bears were ranked No. 12 in the USA Today/NFCA Preseason Poll.

### Bears on the National Team Scene

Vicky Galindo, a three-year letterwinner for the California softball team, accepted a spot on the U.S. national team and current junior standout Valerie Arioto was named an alternate, the ASA announced earlier this season. Both Arioto and Galindo attended the 2010 softball women's national team selection camp, which was held in Chula Vista, Calif., from Jan. 4-8. Galindo was one of 17 athletes who was offered a USA Softball Athlete Agreement for the 2010 season. The squad will be competing in the ISF Women's World Championships, held June 23-July 2 in Caracas, Venezuela. Galindo has played on U.S. national teams in past seasons.

### Career Records

#### Runs

1. Lindsey James	163	(2003-06)
2. Kaleo Eldredge	160	(2002-05)
3. <b>Valerie Arioto</b>	<b>156</b>	<b>(2009-present)</b>
Gillian Boxx	156	(1992-95)
5. Vicky Galindo	141	(2002-05)

#### Home Runs

1. Veronica Nelson	55	(2000-03)
2. Haley Woods	48	(2003-06)
3. <b>Valerie Arioto</b>	<b>31</b>	<b>(2008-present)</b>
4. Melanie McCart	28	(1994-97)
5. Julie Meyer	25	(2005-08)

#### Stolen Bases

1. <b>Jamia Reid</b>	<b>93</b>	<b>(2009-present)</b>
2. Keri Kropke	74	(1990-93)
3. Erika Racklin	72	(2005-08)
4. <b>Shannon Thomas</b>	<b>64</b>	<b>(2009-present)</b>
5. Vicky Galindo	61	(2003-05)

#### Walks

1. Veronica Nelson	395	(2000-03)
2. <b>Valerie Arioto</b>	<b>166</b>	<b>(2008-present)</b>
3. Kaleo Eldredge	112	(2002-05)
4. Gillian Boxx	105	(1992-95)
5. Kristen Morley	92	(2000-03)

#### Strikeouts

1. Michele Granger	1640	(1989-93)
2. Jocelyn Forest	1203	(1999-02)
3. Kristina Throson	1071	(2003-06)
4. Leslie Partch	982	(1979-82)
5. <b>Marissa Drewrey</b>	<b>644</b>	<b>(2007-present)</b>

\*bold indicates current season





**VALERIE  
ARIOTO**

**#20**

**P/1B • Junior**  
**Bats: R • Throws: R**  
**Pleasanton, Calif.**  
**Foothill HS**

**Columbus Regional**

- Homered in each of the three games
- Tied Elia Reid in hitting with a .571 batting average
- Slugged 1.857 with a .700 on-base percentage and a team-high seven RBI
- Had an RBI single and a two-run homer against Ohio State
- Pitched a seven-inning two-hitter against the Buckeyes, striking out seven
- Scored the long run in the 1-0 win over UK with a home run to center
- Walked twice vs. the Wildcats
- Tallied a three-run homer to center and a walk against Bucknell

**2010 Quick Hits:**

- Splits time between pitcher and first base
- Leads the conference in walks (77), is fourth in slugging (.831) and second in on-base percentage (.588)
- Played in all 61 games
- Paces the Bears in walks (77), homers (19) and runs (60)
- Is 21-8 in the circle with a 1.26 ERA in 199.2 innings of work, allowing her batters to hit just .165
- Named to the ASA Top-50, Top-25 and Top-10 watch lists
- Placed on the USA Future Team, will play abroad this summer

**2009 Quick Hits:**

- Third-team NFCA All-American, second-team Easton All-American
- First-team All-Pac-10 and first team All-Pacific Region selection
- Second-leading hitter on the team, posting a .325 average with a .425 on-base percentage
- Drove in three runs without getting a hit at Regionals

**2008 Quick Hits:**

- All-Pac-10 second-team and NFCA All-Pacific Region second-team selection
- Named to the Fresno All-Regional team and recipient of the Donna Terry Award (Team MVP)
- Scored three runs and tallied her 100th strikeout of the year in the regional championship against Fresno State
- Went 3-for-4 with two RBI against Florida in the first game of the Super Regional

**Why I Chose Cal:**

*"I chose California because it is a prestigious university academically and athletically. It is also close to home so friends and family can support me."*

**GETTING TO KNOW VALERIE...**

**Ideal job after Cal:** *Something in the communications field, like television broadcasting.*

**Weird fact not many people know about me:** *My fingers are double jointed in many ways!*

**Reality Show I want to be on:** *"American Idol," because I have great vocals.*


**Secret food cravings:** *Chips and salsa.*

**Two more facts about me:** *My parents go to ALL my games, and I was also thinking about playing soccer in college.*

**ARIOTO'S CAREER STATISTICS**

Year	G	AB	R	H	AVG	2B	3B	HR	RBI	BB	K	SB
2008	70	219	55	71	.324	17	4	2	29	48	51	14-16
2009	58	163	41	53	.325	6	1	10	37	41	36	15-16
2010	61	136	60	49	.360	7	0	19	60	77	40	12-12
<b>Totals</b>	<b>189</b>	<b>518</b>	<b>156</b>	<b>173</b>	<b>.334</b>	<b>30</b>	<b>5</b>	<b>32</b>	<b>126</b>	<b>166</b>	<b>127</b>	<b>41-44</b>

Year	APP	GS	CG	W	L	SV	ERA	IP	H	R	ER	BB	K
2008	30	8	2	8	3	1	1.93	87.0	60	37	24	57	105
2009	37	16	7	14	9	1	2.40	160.1	139	82	55	68	173
2010	34	25	18	21	8	0	1.26	199.2	119	42	36	60	260
<b>Totals</b>	<b>101</b>	<b>49</b>	<b>27</b>	<b>42</b>	<b>20</b>	<b>2</b>	<b>1.80</b>	<b>446.3</b>	<b>318</b>	<b>161</b>	<b>115</b>	<b>185</b>	<b>538</b>



**AMY  
BISHOP**

**#22**

**IF • Sophomore**  
**Bats: R • Throws: R**  
**Glendale, Calif.**  
**Glendale HS**

**2010 Quick Hits:**

- Back-up catcher, also fills in at first base
- Played in 17 games, making two starts
- One hit and one RBI in seven at bats
- Owns a 1.000 fielding percentage with 26 put outs and three assists

**2009 Quick Hits:**

- Played in five games for the Bears
- Walked onto the team

**Why I Chose Cal:**

*"Two Reasons. The first are the people. Everyone here is so different, but they all have something interesting to bring to the table. I have something new to learn from each person I meet. And second, it's the pride, the energy, enthusiasm and overall atmosphere at Cal that makes me proud to say I'm a Bear."*

**GETTING TO KNOW AMY...**

**Places I want to travel:** *France, India and the Caribbean*

**Ideal job after Cal:** *To work in advertising for Gatorade*


**Weird fact not many people know about me:** *My left ear was folded over when I was born.*

**Reality show I want to be on:** *"Dancing with the Stars."*

**Secret food cravings:** *My mom's bean casserole and Roscoe's Chicken and Waffles.*

**BISHOP'S CAREER STATISTICS**

Year	G	AB	R	H	AVG	2B	3B	HR	RBI	BB	K	SB
2009	5	3	0	0	.000	0	0	0	0	1	1	0-0
2010	17	7	1	0	.000	0	0	0	1	1	1	0-0
<b>Totals</b>	<b>22</b>	<b>10</b>	<b>1</b>	<b>0</b>	<b>.000</b>	<b>0</b>	<b>0</b>	<b>0</b>	<b>1</b>	<b>2</b>	<b>2</b>	<b>0-0</b>



**MARISSA  
DREWREY**

**#11**

P • Senior  
Bats: R • Throws: R  
Oakdale, Calif.  
Oakdale HS

**2010 Quick Hits:**

- Has been limited by injury
- Pitched 14.2 innings
- Struck out 20 batters to move into fifth place on the all-time Cal list

**2009 Quick Hits:**

- Third in the Pac-10 in strikeouts (241), fourth in ERA (2.14) and fifth in opposing batting average (.212)
- 10 shutouts this season, ranking her 19th in the nation
- Had three complete-game victories at the Regional with a 1.00 ERA

**2008 Quick Hits:**

- All-Pac-10 honorable mention and NFCA All-Pacific Region second-team
- Named to the Fresno All-Regional team

**2007 Quick Hits:**

- Finished her freshman campaign with an 11-8 record and three saves
- Posted a 4.36 ERA with 71 strikeouts.

**Why I Chose Cal:**

*"I chose Cal because I will not only be getting one of the best educations from the No. 1 public university in the country, but I also have the opportunity to play for a top Pac-10 softball program. And another plus, I'm only an hour and a half from home."*

**GETTING TO KNOW MARISSA...**

**Places I want to travel:** Italy

**Ideal job after Cal:** I want to be an interior designer and design the insides of hotels in Las Vegas.

**Weird fact not many people know about me:** For my 2008 New Year's resolution, I went the whole year without eating fast food.


**Reality show I want to be on:** MTV's "The Real World"

**Secret food cravings:** Mashed potatoes, Hershey's with almonds and sushi.

**My hidden talent:** I absolutely love to cook

**DREWREY'S CAREER STATISTICS**

Year	APP	GS	CG	W	L	SV	ERA	IP	H	R	ER	BB	K
2007	40	23	5	11	8	3	4.36	123.2	148	95	77	74	71
2008	55	48	33	29	19	1	1.94	314.0	274	115	87	157	312
2009	51	42	21	24	11	1	2.14	218.2	168	82	67	100	241
2010	13	10	1	2	0	0	5.73	14.2	19	12	12	14	20
<b>Total</b>	<b>159</b>	<b>123</b>	<b>60</b>	<b>66</b>	<b>38</b>	<b>5</b>	<b>2.54</b>	<b>669.6</b>	<b>609</b>	<b>304</b>	<b>243</b>	<b>345</b>	<b>64</b>



**FRANI  
ECHAVARRIA**

**#1**

OF • Sophomore  
Bats: L • Throws: R  
Riverside, Calif.  
Martin Luther King HS

**Columbus Regional**

- Had a double against OSU and came around to score twice

**2010 Quick Hits:**

- Cal's starting center fielder
- Has improved night and day between her freshman campaign and sophomore year
- Second on the squad in hits with 60
- Third on the team in batting average (.337) and doubles (12)
- Incredibly aggressive baserunner

**2009 Quick Hits:**

- Pac-10 All-Freshman honorable mention
- Ended the year with a .193 batting average, driving in five RBI and scoring 17 runs off 23 hits.
- Went 7-for-9 at the plate in the regional, hitting seven singles and scoring twice

**Personal:**

- Has aspirations of obtaining a master's degree in criminal law and justice to pursue a career with the FBI
- First person in her family to go to college

**Why I Chose Cal:**

*"I chose California because I really fell in love with the campus and traditions. I feel very lucky to be able to attend a great college and also have amazing coaches. Coaches Ninemire and Lohmann have this amazing support system that ensures you nothing but success. Yes, they offered me an opportunity to attend a Pac-10 school for four years, but they welcomed me into a family that will truly last a lifetime."*

**GETTING TO KNOW FRANI...**

**Places I want to travel:** I would love to travel to Rome, Italy or Spain.

**Ideal job after Cal:** To become a district attorney and then become a politician.

**Weird fact not many people know about me:** I get nervous around clowns!

**Secret food cravings:** My mom's cooking.

**ECHAVARRIA'S CAREER STATISTICS**

Year	G	AB	R	H	AVG	2B	3B	HR	RBI	BB	K	SB
2009	53	119	17	23	.193	0	0	0	5	3	31	6-7
2010	60	178	27	60	.337	11	1	1	24	3	24	5-6
<b>Totals</b>	<b>113</b>	<b>297</b>	<b>44</b>	<b>83</b>	<b>.279</b>	<b>11</b>	<b>1</b>	<b>1</b>	<b>29</b>	<b>6</b>	<b>55</b>	<b>11-13</b>





**JAYME  
GOODWIN  
#15**

UT • Freshman  
Bats: R • Throws: R  
Dublin, Calif.  
Dublin HS

**2010 Quick Hits:**

- Played in 10 games, primarily used as a baserunner
- Scored four runs

**High School:**

-Played basketball and ran track for four years at Dublin High School

**Personal:**

-Uncle, Tom Goodwin, played professional baseball from 1995-2004 with the Royals, Dodgers, Rangers, Rockies, Giants and Cubs  
-Father, Hugh, and aunt attended Cal while her mother, Cheryl, went to UCLA, where her father went to law school

**Why I Chose Cal:**

*"It is one of the best academic schools in the country. Berkeley is an amazing city to attend college. Plus, it's close to home and the athletics are great! How could you go wrong at Cal?"*

**GETTING TO KNOW JAYME...**

**Something on my iPod that might surprise you:** *Phantom of the Opera*

**Most interesting thing I did this summer was:** *Go to Hawaii*



**When I'm upset, I like to:** *listen to music and dance*

**I get mad when I miss this TV show:** *"It's Always Sunny in Philadelphia"*

**Cal is better than other schools because:** *There is something new on Sproul Plaza every day.*

**GOODWIN'S CAREER STATISTICS**

Year	G	AB	R	H	AVG	2B	3B	HR	RBI	BB	K	SB
2010	10	0	4	0	.000	0	0	0	0	0	0	0-0



**JOLENE  
HENDERSON  
#54**

P • Freshman  
Bats: R • Throws: R  
Elk Grove, Calif.  
Sheldon HS

**Columbus Regional**

- Had a perfect game against Bucknell, striking out 10 batters in five innings of work
- ERA dropped .10 points after her scoreless 12 innings in Columbus
- Played first base against Ohio State, making 12 put outs
- Struck out 15 batters, allowed just four hits in 12 innings in the circle
- Pitched the seven-inning win over UK, giving up four hits and fanning five to get her 20th win

**2010 Quick Hits:**

- Made a seamless transition to Division I softball, splitting time with Arioto in the circle and at first base
- Has a 1.53 ERA in 187.2 innings of work
- Has three complete-game one-hitters, including one against then-No. 6/5 UCLA (May 9), two of which one-hit games were shutouts - Davis (March 14) and Sacramento State (April 7)
- Possess a 0.59 ERA in nonconference play, including the 12 innings in Columbus
- Her ERA ranked in the top three in the conference for the majority of the season
- Boasts 23 RBI and three steals

**High School:**

-Led her Sheldon High School team to section championships in 2007 and 2008 and to a second-place section finish in 2009  
-Thrice named first-team all-league and twice named MVP of her league  
-Henderson was also an ESPN/Under Armor All-American in 2008 and 2009.

**Personal:**

-Long-time teammate and current roommate of Lindsey Ziegenhirt

**Why I Chose Cal:**

*"Cal has a great softball program, the academics are top notch, and I want to play on TV."*

**GETTING TO KNOW JOLENE...**

**Cal is better than other schools because:** *We are Cal! We set the pace for academics and athletics!*

**One thing I learned from my parents is:** *Be respectful and humble to others*

**Something on my iPod that might surprise you:** *I have music from piano to hard-core rap to country*

**A hidden talent of mine is:** *I can balance water bottles on my head*

**HENDERSON'S CAREER STATISTICS**

Year	G	AB	R	H	AVG	2B	3B	HR	RBI	BB	K	SB
2010	61	126	12	19	.151	2	0	2	23	3	21	3-3

Year	APP	GS	CG	W	L	SV	ERA	IP	H	R	ER	BB	K
2010	37	26	20	9	3	1.63	187.2	142	57	41	62	189	



**SATI  
HOUSTON  
#19**  
C • Junior  
Bats: R • Throws: R  
San Francisco  
San Francisco CC

**2010 Quick Hits:**

- Back-up catcher
- Appeared in three games

**2009 Quick Hits:**

- Walked on to the team

**Personal:**

- Matriculated concurrently at Cal and SFCC in 2008 to play softball at SFCC

**Why I Chose Cal:**

"I have dreamed of attending the University of California since I was a child. Most of my family attended Cal, so Blue and Gold has run in my veins since I was born."

**GETTING TO KNOW SATI...**

**Places I want to travel:** Taiwan, China, Italy and France

**Ideal job after Cal:** Working in another country

**Weird fact not many people know about me:** I thought I was born with a half tooth, but later found out that I just had a really bad cavity


**Reality Show I want to be on:** MTV's "Made" (to be a tap dancer)

**Secret food cravings:** Garlic olive oil and sourdough bread

**Two random facts about me:** I don't eat beef and I had an afro for about 13 years.

**SATI HOUSTON'S CAREER STATISTICS**

Year	G	AB	R	H	AVG	2B	3B	HR	RBI	BB	K	SB
2009	3	3	0	1	.333	0	0	0	0	0	1	1-1
2010	3	1	0	0	.000	0	0	0	0	0	0	0-0
<b>Totals</b>	<b>6</b>	<b>4</b>	<b>0</b>	<b>1</b>	<b>.250</b>	<b>0</b>	<b>0</b>	<b>0</b>	<b>0</b>	<b>0</b>	<b>1</b>	<b>1-1</b>



**SHANNON  
HOUSTON  
#4**  
OF • Senior  
Bats: R • Throws: R  
New Egypt, N.J.  
New Egypt HS

**Columbus Regional**

- Used as a pinch runner against OSU
- Played right field for an inning versus the Bison

**2010 Quick Hits:**

- Batting .300 in 28 appearances and nine starts
- Fills in for the Bears in right field and as a pinch runner
- Hit .500 in Pac-10 play with three hits in six at bats

**2009 Quick Hits:**

- Finished the year with 38 appearances and 16 starts
- Had 10 hits and came around to score 10 times
- Was a perfect 3-for-3 in stolen base attempts.
- Scored a run as a pinch runner in the regional

**2008 Quick Hits:**

- Appeared in 57 games with 39 starts

**2007 Quick Hits:**

- Used primarily used as a pinch runner, scored 22 runs
- Finished 12-for-16 in stolen bases

**Why I chose Cal:**

"I chose Cal because I don't think there is a better place in the country to come to school whether it is for sports or academics. The softball program is more than competitive and the school academically cannot be beat. The weather lets you train outside all year and the City (San Francisco) is close by so there is plenty to do. Cal is a one of a kind school and from every aspect it is a great school."

**GETTING TO KNOW SHANNON...**

**Places I want to travel:** All of Europe, especially Italy and Paris

**Ideal job after Cal:** To be a market research analyst for Nike

**Weird fact not many people know about me:** I am from the East Coast and love pork rolls.

**Reality show I want to be on:** "Top Chef," because I love to cook

**Secret food cravings:** Chocolate addiction, specifically peanut M&Ms, and rocky road ice cream with mini M&Ms added

**In my spare time:** I like to play Donkey Kong

**SHANNON HOUSTON'S CAREER STATISTICS**

Year	G	AB	R	H	AVG	2B	3B	HR	RBI	BB	K	SB
2007	53	29	2	6	.207	0	0	0	5	4	1	12-16
2008	57	93	21	17	.187	1	1	1	13	24	10	10-10
2009	38	49	10	10	.204	0	0	0	3	5	14	3-3
2010	28	30	7	9	.300	0	0	0	2	2	10	2-2
<b>Total</b>	<b>176</b>	<b>201</b>	<b>40</b>	<b>42</b>	<b>.209</b>	<b>1</b>	<b>1</b>	<b>1</b>	<b>11</b>	<b>24</b>	<b>49</b>	<b>27-31</b>



**TAYLOR  
KELLY  
#23**  
SS • Junior  
Bats: R • Throws: R  
Santee, Calif.  
Santana HS

**Columbus Regional**

- One of Cal's scarce baserunners vs. Kentucky when she walked
- Against Bucknell, walked to put two baserunners on and scored on Elia Reid's homer

**2010 Quick Hits:**

- Starting shortstop, plating in 55 of Cal's 61 games, starting 53
- Hitting .198 with 15 RBI and 29 walks

**2009 Quick hits:**

- Closed her junior campaign with a .255 batting average and 37 hits and was fourth on the team, belting six homers

**2008 Quick Hits:**

- Played in 53 games with 47 starts

**2007 Quick Hits:**

-Played in 51 games in her first season and produced five stolen bases, 17 runs and 15 RBI

**Why I Chose Cal:**

"Attending the University of California has been a goal of mine since I was young. I remember the day I started playing travel ball, my coach and inspiration, who also attended Cal, told me that he was going to help me achieve this dream of mine. I grew up hearing stories about Cal and how great it was to not only go to school with amazing athletes but also meet very intelligent individuals. When I came on my visit to Berkeley, I knew the moment I walked down Telegraph, that this is where I belonged. Receiving the opportunity to attend Cal and play softball for the Golden Bears is something that I have been working for my entire life. Now, I am excited to continue reaching for goals, not only as a team, but as a family."

**GETTING TO KNOW TAYLOR...**

**In high school:** I was known as the girl who wore nothing but sweats

**Two random facts about me:** I have a dog named Skittles Me Fat Kelly and a cat named Mr. Whisker Biscuits, and I do a really good Cher impression

**Ideal job after Cal:** Child psychologist

**Weird fact not many people know about me:** I have slept with the same stuffed animal for 20 years and take it on every road trip

**Reality show I want to be on:** "Deal or No Deal"

**Secret food cravings:** Ranch dressing, carne asada fries and ravioli with pink sauce from Gypsy's

**KELLY'S CAREER STATISTICS**

Year	G	AB	R	H	AVG	2B	3B	HR	RBI	BB	K	SB
2007	51	109	17	23	.211	3	1	1	15	23	38	5-5
2008	53	103	19	26	.252	1	0	1	10	29	19	3-3
2009	54	141	20	37	.262	1	1	6	26	15	29	5-7
2010	55	126	24	25	.198	3	0	3	15	29	36	4-4
<b>Total</b>	<b>213</b>	<b>479</b>	<b>80</b>	<b>111</b>	<b>.232</b>	<b>8</b>	<b>2</b>	<b>11</b>	<b>66</b>	<b>96</b>	<b>122</b>	<b>17-19</b>



## DIANE LEIDER

### #33

IF/UT • Freshman  
Bats: R • Throws: R  
Long Beach, Calif.  
Lakewood HS

**2010 Quick Hits:**

-Back-up second baseman, appearing in 15 games  
-Recorded two runs, one hit in 12 at bats

**Personal:**

-A four-year member of the honor roll, Leider graduating with high honors and a 3.97 grade-point average

-Uncle, Richard, and a cousin, Megan, also attended Cal.

**I Chose Cal because:**

"I wanted to attend a college where I could play Pac-10 Division I softball and get the best education available. I knew with our coaching staff, I would be pushed athletically, grow as a player as well as a person."

**GETTING TO KNOW DIANE...**

**I get mad when I miss this TV show:** "Dancing With The Stars!!!"

**The best moment in sports history was when:** Cal won the NCAA World Series!!

**Something I learned from my parents is:** To believe you can succeed with hard work and a respectful attitude.

**If I wasn't a softball player, I would be:** A gymnast or ballroom dancer!

**My hidden talents are:** I love to draw cartoon characters and I am an actress.

**LEIDER'S CAREER STATISTICS**

Year	G	AB	R	H	AVG	2B	3B	HR	RBI	BB	K	SB
2010	15	12	2	1	.083	0	0	0	1	0	6	0-0



## ELIA REID

### #5

OF • Sophomore  
Bats: R • Throws: R  
Buena Park, Calif.  
Kennedy HS

**Columbus Regional**

-Singled to drive in a run against the Buckeyes and crossed the plate once herself

-Notched one of Cal's two hits against UK, when she singled through the left side

-Singled and then doubled in the third vs. Bucknell, scoring three runs with the latter

-Tied Arioto, with a .571 batting average

-Had four RBI, slugged 1.000 and secured a stolen base

**2010 Quick Hits:**

-Started 53 of Cal's 61 games, primarily in right field

-Led the Bear starters in Pac-10 play, hitting .327 and is hitting .241 overall

**2009 Quick Hits:**

-Started 52 of Cal's 54 games in the outfield

-Named to the Pac-10 All-Freshman team, racking up 26 stolen bases, 27 RBI, six home runs

**Personal:**

-Her twin sister, Jamia, is also on the team as an outfielder

**Why I Chose Cal:**

"Cal has great players and I see great things happening in the future. Also, I didn't want to be too far away from my family and friends."

**GETTING TO KNOW ELIA...**

**Places I want to travel:** Italy, Jamaica and Europe.

**Ideal job after Cal:** I would love to work for Nike, Under Armour or Worth.

**Weird fact not many people know about me:** I hate when people chew on their jacket strings.

**Reality show I want to be on:** "Extreme Makeover: Home Edition."

**Secret food cravings:** Cinnamon rolls and peanut butter cookies.

**If I had a choice:** I would prefer to be cold rather than hot.

**ELIA REID'S CAREER STATISTICS**

Year	G	AB	R	H	AVG	2B	3B	HR	RBI	BB	K	SB
2009	52	144	25	37	.257	1	2	6	27	10	41	26-31
2010	54	119	21	31	.261	4	0	4	16	7	40	12-12
<b>Totals</b>	<b>106</b>	<b>263</b>	<b>46</b>	<b>68</b>	<b>.259</b>	<b>5</b>	<b>2</b>	<b>10</b>	<b>43</b>	<b>17</b>	<b>81</b>	<b>38-43</b>



**JAMIA  
REID  
#3**

OF • Sophomore  
Bats: L • Throws: R  
Buena Park, Calif.  
Kennedy HS

**Columbus Regional**

- Registered two hits and scored once vs. Ohio State
- Had a bunt single, stole second and scored in the first against Bucknell
- Doubled to left center, plating her sister, Jamia, in the third vs. the Bison
- Finished the Bucknell game with three hits, one RBI, two steals and two runs

**2010 Quick Hits:**

- Became Cal's all-time steals leader; currently has 95 career steals
- Paces the Bears and the Pac-10 with 48 steals
- Leads Cal in multiple categories: batting average (.389), hits (77), triples (5), at bats (198)
- Starting left fielder in 54 of Cal's 61 games
- Second amongst the starters in Pac-10 play, hitting .319

**2009 Quick Hits:**

- Broke the school single-season record with her 29th stolen base at Pacific (3/25), finished the season with 47 steals, which was tops in the Pac-10 and third in the nation per game
- In the Pac-10, was 10th in batting average (.361), tied for ninth with hits (65) and tied in fifth place with three triples
- Was not caught stealing from 3/7-5/9, a span of 33 games
- Earned First Team All-Pacific Region honors as well as to the Pac-10 All-Freshman Squad.

**Personal:**

- Her twin sister, Elia, is also on the team as an outfielder.

**Why I Chose Cal:**

"I chose Cal because it has one of the best academic and softball programs on the West Coast. Cal will give me the opportunity to play with a team that will win a championship. I chose Cal because I wanted to play Pac-10 softball with and against the best players."

**GETTING TO KNOW JAMIA...**

**Four things I like:** Being organized, sweets, spending money and listening to my iPod.

**Places I want to travel:** Cancun and Paris.

**Ideal job after Cal:** I want to work in the sports industry and to design a pair of shoes.

**Weird fact not many people know about me:** I like to do dishes to get my mind off things.

**Reality show I want to be on:** "Pimp my Ride."

**Secret food cravings:** Cinnamon rolls and chocolate chip cookies.

**JAMIA REID'S CAREER STATISTICS**

Year	G	AB	R	H	AVG	2B	3B	HR	RBI	BB	K	SB
2009	56	180	39	65	.361	4	3	7	25	10	44	47-50
2010	55	198	37	77	.389	4	5	0	11	2	24	48-75
<b>Totals</b>	<b>111</b>	<b>378</b>	<b>76</b>	<b>142</b>	<b>.376</b>	<b>8</b>	<b>8</b>	<b>7</b>	<b>36</b>	<b>12</b>	<b>68</b>	<b>95-125</b>



**VERNAE  
SEVILLA  
#12**

IF • Senior  
Bats: R • Throws: R  
Rancho Cucamonga, CA  
Rancho Cucamonga HS

**Columbus Regional**

- Singled to score Frani Echavarria and crossed the plate herself once vs. Ohio State
- Stole her first base of the year in the OSU game
- Played third vs. Kentucky
- Was designated player against Bucknell and played third in the top of the fifth
- Had an RBI single and scored once vs. the Bison

**2010 Quick Hits:**

- Appeared in 43 games, 38 as a starter
- Splits time between third base and designated player
- Tallied five homers and 13 walks with 18 RBI

**2009 Quick Hits:**

- Completed her junior season with a .241 average, racking up 15 runs off 35 hits
- Batted .368 against Pac-10 pitching

**2008 Quick Hits:**

- Missed an early portion of the season due to an injury.

**2007 Quick Hits:**

- Earned a Pac-10 honorable mention nod in her first season in a Cal uniform after hitting .241 with 23 RBI and seven doubles.

**Personal:**

- Has two older siblings, Vanessa, who graduated from Cal Poly, and Valerie, who played softball at and graduated from Arizona State.

**Why I Chose Cal:**

"I choose Cal because it is one of the best schools for academics. Having a great softball team was a plus. I have always wanted to go to Cal since I was little, so this was a dream come true."

**GETTING TO KNOW VERNAE...**

**Places I want to travel:** Paris, Spain, Australia and Dominican Republic

**Ideal job after Cal:** To be a sonogram technician

**Weird fact not many people know about me:** I wear the same number as my sister did in high school and college


**Reality show I want to be on:** "Amazing Race," so I can travel to many places

**Secret food cravings:** My mom's tacos with rice and my dad's or sister's salsa

**Two things about life before Cal:** I have two siblings, and we grew up in Rancho Cucamonga.

**SEVILLA'S CAREER STATISTICS**

Year	G	AB	R	H	AVG	2B	3B	HR	RBI	BB	K	SB
2007	61	158	14	38	.241	7	0	3	23	14	32	1-1
2008	54	149	10	33	.221	5	0	1	17	9	17	1-1
2009	53	145	15	35	.241	4	0	5	17	10	25	4-4
2010	43	100	13	18	.180	1	0	5	18	13	14	1-1
<b>Total</b>	<b>211</b>	<b>552</b>	<b>52</b>	<b>124</b>	<b>.225</b>	<b>17</b>	<b>0</b>	<b>14</b>	<b>75</b>	<b>46</b>	<b>88</b>	<b>7-7</b>



## SHANNON THOMAS

**#24**

IF • Senior  
Bats: L • Throws: R  
Antioch, Calif.  
Texas



## JORDAN WALLACE

**#2**

IF • Freshman  
Bats: R • Throws: R  
Vallejo, Calif.  
Fairfield HS

### Columbus Regional

- Notched her 15th sacrifice bunt of the season vs. OSU, which helped Jamia Reid score
- Had a two-run single and then scored in the second against the Buckeyes
- Made two put outs and had one assist vs. Kentucky
- Walked and stole second before scoring in the first against Bucknell
- Singled in the third vs. the Bison and scored off Arioto's homer

### 2010 Quick Hits:

- Starting second baseman in every game but one
- Fourth on the team, batting .333
- A perfect two-spot hitter with a conference-leading 15 sacrifice bunts

### 2009 Quick Hits:

- Has the second-highest single season stolen base total in Cal history with 33
- Tied for fifth in the Pac-10 with eight sacrifice bunts and third in stolen bases (33)
- Returned home to the Bay Area after playing two seasons with Texas (2006-07).

### 2007 Quick Hits (Texas):

- Earned NFCA All-Midwest Region first team and All-Big 12 second-team honors
- Left as Texas' single-season record holder in stolen bases (35) and career leader in triples (13)
- Started all 55 games, playing left field and second base, leading the squad in batting average (.326), hits (60), runs (36) and stolen bases (35) [all career highs]

### 2006 Quick Hits (Texas):

- Appeared in all 64 games, starting 62 (42 at second base, 19 in left field, one at designated player)

### Why I Chose Cal:

"I love California. It's where I'm from and a great place to be."

### GETTING TO KNOW SHANNON...

**Places I want to travel:** London, Africa and Japan

**Ideal job after Cal:** Working with under privileged children

**Weird fact not many people know about me:** I talk out loud to remember the things I need to do throughout the day

**Reality show I want to be on:** MTV's "The Real World, New York"

**Secret food cravings:** Buffalo pretzels

**In my spare time:** I play Guitar Hero

### THOMAS' CAREER STATISTICS

Year	G	AB	R	H	AVG	2B	3B	HR	RBI	BB	K	SB
2009	57	161	33	44	.273	0	2	0	8	15	20	33-36
2010	61	164	46	58	.333	5	2	1	22	15	21	31-26
<b>Totals</b>	<b>118</b>	<b>325</b>	<b>79</b>	<b>102</b>	<b>.314</b>	<b>5</b>	<b>4</b>	<b>1</b>	<b>30</b>	<b>30</b>	<b>41</b>	<b>64-62</b>

### Columbus Regional

- Played second in the top of the fifth versus Bucknell

### 2010 Quick Hits:

- Started six games, played in 18
- Hitting .300 with six hits, two runs and three RBI
- Used primarily at second, shortstop and as a pinch runner

### Personal:

- Her father, Melvin, is a former player with the San Diego Chargers.

### Why I Chose Cal:

"I look great in blue and gold."

### GETTING TO KNOW JORDAN...

**My favorite thing about the Bay Area:** I am a city girl so I love constantly being on the move and the fast-paced lifestyle

**Something on my iPod that might surprise you:** I have tons of country. I am a huge fan of Taylor Swift, Kellie Pickler and Faith Hill

**The most interesting thing I did this summer was:** Win a National Championship in Oklahoma City

**When I'm upset, I like to:** Color in my Disney Princess coloring book

**Cal is better than other schools because:** Of the diversity. People are really nice and easy going here. We are all united by the term "Go Bears"

**The best part about softball is:** Winning!! But the second best is forming a sisterhood and strong bond with my teammates.

### WALLACE'S CAREER STATISTICS

Year	G	AB	R	H	AVG	2B	3B	HR	RBI	BB	K	SB
2010	18	20	2	6	.300	0	0	0	3	4	5	0-1





# JACE WILLIAMS

## #9

IF • RS Sophomore  
Bats: L • Throws: R  
Los Angeles  
Washington

### Columbus Regional

- Played third base against Ohio State, making one put out and three flawless assists
- Filled in as the designated player vs. Kentucky
- Doubled to left center against Bucknell and came around to score

### 2010 Quick Hits:

- Started 60 games at third, in the outfield or as designated player
- Fifth on the team, slugging .402, 31 RBI (third) and 40 walks (second)
- Third amongst the Bears with a .447 on-base percentage

### 2009 Quick Hits:

- Redshirted after transferring from Washington

### 2008 Quick Hits (at Washington):

- Second team All-Pac-10 and named to the Pac-10 All-Freshman team
- Ranked second on the team with a .333 batting average, .503 slugging percentage and 12 doubles, while also tying for second with 34 RBI and 29 runs scored
- Led the team with a .411 on-base percentage, while her 18 walks tied for the team lead

### Why I Chose Cal:

"I wanted to receive the best athletic and academic experience possible. I also wanted to play for a program that had a long standing tradition of winning and excellence."

### GETTING TO KNOW JACE...

**My favorite thing about the Bay Area:** I love taking BART into San Francisco. The food, atmosphere, diversity and shopping are unmatched.

**Something on my iPod that might surprise you:** 95 percent of my iPod is reggae.

**Do you have any hidden talents?** I have a passion for art and consider myself to be fairly artistic

**What is one thing about your hometown that you miss?** Going to the beach everyday and enjoying my laid-back beach lifestyle

**Which words or phrases do you overuse?** Gnarly, sick and tight

**The best moment in sports history was when:** The Chargers win the Super Bowl in 2010. It has yet to happen.

### WILLIAMS' CAREER STATISTICS

Year	G	AB	R	H	AVG	2B	3B	HR	RBI	BB	K	SB
2010	60	154	29	46	.299	12	0	1	31	40	15	11-12



# LINDSEY ZIEGENHIRT

## #17

C • Freshman  
Bats: R • Throws: R  
Elk Grove, Calif.  
Sheldon HS

### Columbus Regional

- Tallied one hit, six put outs and two assists vs. Ohio State
- Notched a sacrifice bunt in the 1-0 win over Kentucky
- Caught Henderson's perfect game against Bucknell, accounting for 10 put outs

### 2010 Quick Hits:

- Cal's starting catcher
- Second on the squad with 15 homers, 58 RBI, .563 slugging percentage, 12 doubles and 107 bases

### High School:

- Two-time ESPN/Under-Armor First-Team All-American (2008, 2009) and a 2008 EA Sports All-America second teamer.

### Personal:

- Mother Laura, who played softball as an undergrad at Pacific
- Long-time teammate and current roommate of Jolene Henderson

### Why I Chose Cal:

"It's close to home, always a national championship competitor, and the coaches and players make the experience here like playing for a big family."

### GETTING TO KNOW LINDSEY...

**My favorite thing about Berkeley or the Bay Area:** The lack of chain stores and restaurants.

**The best moment in sports history was when:** Women's sports were introduced into the Olympics

**One thing I learned from my parents is:** Trust yourself.

### ZIEGENHIRT'S CAREER STATISTICS

Year	G	AB	R	H	AVG	2B	3B	HR	RBI	BB	K	SB
2010	61	190	28	48	.253	12	1	15	58	16	56	0-0

**The Automated ScoreBook**  
**Overall Statistics for California (as of May 23, 2010)**  
**(All games Sorted by Batting avg)**

Record: 44-17 Home: 11-4 Away: 10-8 Neutral: 23-5 Conference: 10-11

Player	avg	gp-gs	ab	r	h	2b	3b	hr	rbi	tb	slg%	bb	hp	so	gdp	ob%	sf	sh	sb-att	po	a	e	fld%
Reid, Jamia	.389	55-54	198	37	77	4	5	0	11	91	.460	3	3	24	1	.407	0	2	48-57	36	1	0	1.000
Arioto, Valerie	.360	61-61	136	60	49	7	0	19	60	113	.831	77	1	40	0	.588	2	0	12-12	200	77	4	.986
Echavarria, Frani	.337	60-60	178	27	60	11	1	1	24	76	.427	3	6	24	2	.367	1	3	5-6	29	6	2	.946
Thomas, Shannon	.333	60-60	174	47	58	5	2	1	22	70	.402	15	5	21	0	.400	1	15	31-36	92	104	8	.961
Houston, Shannon	.300	28-9	30	7	9	0	0	0	2	9	.300	2	0	10	0	.344	0	1	2-2	5	0	0	1.000
Wallace, Jordan	.300	18-6	20	2	6	0	0	0	3	6	.300	4	5	6	1	.517	0	0	0-1	6	3	4	.692
Williams, Jace	.299	60-60	154	29	46	13	0	1	31	62	.403	40	3	15	1	.447	2	2	11-12	22	53	7	.915
Reid, Elia	.261	54-53	119	21	31	4	0	4	16	47	.395	7	3	40	0	.318	0	1	12-12	27	2	2	.935
Ziegenhirt, Lindsey	.253	61-61	190	28	48	12	1	15	58	107	.563	16	2	56	2	.314	2	2	0-0	466	40	2	.996
Kelly, Taylor	.198	55-53	126	24	25	3	0	3	15	37	.294	29	1	36	1	.353	0	5	4-4	63	67	13	.909
Sevilla, Vernae	.180	43-38	100	13	18	1	0	5	18	34	.340	13	2	14	1	.284	1	2	1-1	21	90	9	.925
Henderson, Jolene	.151	61-59	126	12	19	2	0	2	23	27	.214	3	5	21	1	.201	0	1	3-3	203	53	7	.973
Leider, Diane	.083	15-0	12	2	1	0	0	0	1	1	.083	0	1	6	0	.154	0	0	0-0	7	7	2	.875
Bishop, Amy	.000	17-2	7	1	0	0	0	0	1	0	.000	1	2	1	0	.300	0	0	0-0	26	3	0	1.000
Houston, Sati	.000	3-0	1	0	0	0	0	0	0	0	.000	0	0	0	0	.000	0	0	0-0	3	0	1	.750
Drewrey, Marissa	.000	22-21	0	0	0	0	0	0	0	0	.000	0	0	0	0	.000	0	0	0-0	0	4	0	1.000
Goodwin, Jayme	.000	10-0	0	4	0	0	0	0	0	0	.000	0	0	0	0	.000	0	0	0-0	0	0	0	.000
Totals	.285	61	1571	314	447	62	9	51	285	680	.433	213	39	314	10	.382	9	34	129-146	1206	510	61	.966
Opponents	.189	61	1484	111	280	34	1	25	100	391	.263	136	14	469	5	.263	1	23	22-34	1174	453	67	.960

LOB - Team (378), Opp (341). DPs turned - Team (8), Opp (17). IBB - Team (0), Opp (13). Picked off - Reid, J. 2, Reid, E. 1.

**(All games Sorted by Earned run avg)**

Player	era	w-l	app	gs	cg	sho	sv	ip	h	r	er	bb	so	2b	3b	hr	b/avg	wp	hp	bk	sfa	sha
Arioto, Valerie	1.26	21-8	34	25	18	11/5	0	199.2	119	42	36	60	260	12	0	11	.165	15	10	2	0	9
Henderson, Jolene	1.53	20-9	37	26	20	6/2	3	187.2	142	57	41	62	189	18	1	10	.202	5	3	2	1	12
Drewrey, Marissa	5.73	2-0	13	10	1	0/3	0	14.2	19	12	12	14	20	4	0	4	.311	1	1	0	0	2
Totals	1.55	43-17	61	61	39	22/5	3	402.0	280	111	89	136	469	34	1	25	.189	21	14	4	1	23
Opponents	4.44	17-43	61	61	20	7/2	1	391.1	447	314	248	213	314	62	9	51	.285	25	39	8	9	34

PB - Team (12), Ziegenhirt,L 11, Houston,Sati 1, Opp (10). Pickoffs - Team (3), Ziegenhirt,L 3, Opp (2). SBA/ATT - Ziegenhirt,L (22-31), Arioto, V. (10-17), Henderson, J (11-16), Drewrey, M. (1-1), Bishop, A. (0-1).

**The Automated ScoreBook**  
**Overall Statistics for California (as of May 23, 2010)**  
**(All games Sorted by Fielding pct)**

<b>Player</b>	<b>c</b>	<b>po</b>	<b>a</b>	<b>e</b>	<b>fld%</b>	<b>dp</b>	<b>sba</b>	<b>csb</b>	<b>sba%</b>	<b>pb</b>	<b>ci</b>
Reid, Jamia	37	36	1	0	1.000	0	0	0	---	0	0
Bishop, Amy	29	26	3	0	1.000	0	0	1	.000	0	0
Houston, Shannon	5	5	0	0	1.000	0	0	0	---	0	0
Drewrey, Marissa	4	0	4	0	1.000	0	1	0	1.000	0	0
Ziegenhirt, Lindsey	508	466	40	2	.996	1	22	9	.710	11	0
Arioto, Valerie	281	200	77	4	.986	5	10	7	.588	0	0
Henderson, Jolene	263	203	53	7	.973	4	11	5	.688	0	0
Thomas, Shannon	204	92	104	8	.961	5	0	0	---	0	0
Echavarria, Frani	37	29	6	2	.946	0	0	0	---	0	0
Reid, Elia	31	27	2	2	.935	0	0	0	---	0	0
Sevilla, Vernae	120	21	90	9	.925	1	0	0	---	0	0
Williams, Jace	82	22	53	7	.915	0	0	0	---	0	0
Kelly, Taylor	143	63	67	13	.909	2	0	0	---	0	0
Leider, Diane	16	7	7	2	.875	0	0	0	---	0	0
Houston, Sati	4	3	0	1	.750	0	0	0	---	1	0
Wallace, Jordan	13	6	3	4	.692	0	0	0	---	0	0
Goodwin, Jayme	0	0	0	0	.000	0	0	0	---	0	0
Totals	1777	1206	510	61	.966	8	22	12	.647	12	0
Opponents	1694	1174	453	67	.960	17	129	17	.884	10	0

**The Automated ScoreBook**  
**Batting Leaders for California (as of May 23, 2010)**  
**(All games)**

Hitting minimums - 1 Games  
Pitching minimums - 1 Games

<b>Batting avg</b>		<b>Slugging pct</b>		<b>On base pct</b>	
1. Reid, Jamia	.389	1. Arioto, Valerie	.831	1. Arioto, Valerie	.588
2. Arioto, Valerie	.360	2. Ziegenhirt, Lindsey	.563	2. Wallace, Jordan	.517
3. Echavarria, Frani	.337	3. Reid, Jamia	.460	3. Williams, Jace	.447
4. Thomas, Shannon	.333	4. Echavarria, Frani	.427	4. Reid, Jamia	.407
5. Houston, Shannon	.300	5. Williams, Jace	.403	5. Thomas, Shannon	.400
<b>Runs scored</b>		<b>Hits</b>		<b>Runs batted in</b>	
1. Arioto, Valerie	60	1. Reid, Jamia	77	1. Arioto, Valerie	60
2. Thomas, Shannon	47	2. Echavarria, Frani	60	2. Ziegenhirt, Lindsey	58
3. Reid, Jamia	37	3. Thomas, Shannon	58	3. Williams, Jace	31
4. Williams, Jace	29	4. Arioto, Valerie	49	4. Echavarria, Frani	24
5. Ziegenhirt, Lindsey	28	5. Ziegenhirt, Lindsey	48	5. Henderson, Jolene	23
<b>Doubles</b>		<b>Triples</b>		<b>Home runs</b>	
1. Williams, Jace	13	1. Reid, Jamia	5	1. Arioto, Valerie	19
2. Ziegenhirt, Lindsey	12	2. Thomas, Shannon	2	2. Ziegenhirt, Lindsey	15
3. Echavarria, Frani	11	3. Ziegenhirt, Lindsey	1	3. Sevilla, Vernae	5
4. Arioto, Valerie	7	Echavarria, Frani	1	4. Reid, Elia	4
5. Thomas, Shannon	5			5. Kelly, Taylor	3
<b>Total bases</b>		<b>Walks</b>		<b>Hit by pitch</b>	
1. Arioto, Valerie	113	1. Arioto, Valerie	77	1. Echavarria, Frani	6
2. Ziegenhirt, Lindsey	107	2. Williams, Jace	40	2. Henderson, Jolene	5
3. Reid, Jamia	91	3. Kelly, Taylor	29	Thomas, Shannon	5
4. Echavarria, Frani	76	4. Ziegenhirt, Lindsey	16	Wallace, Jordan	5
5. Thomas, Shannon	70	5. Thomas, Shannon	15	5. 3 tied at.	3
<b>Sac bunts</b>		<b>Sac flies</b>		<b>Stolen bases</b>	
1. Thomas, Shannon	15	1. Williams, Jace	2	1. Reid, Jamia	48
2. Kelly, Taylor	5	Arioto, Valerie	2	2. Thomas, Shannon	31
3. Echavarria, Frani	3	Ziegenhirt, Lindsey	2	3. Reid, Elia	12
4. 4 tied at..	2	4. 3 tied at.....	1	Arioto, Valerie	12
				5. Williams, Jace	11
<b>Caught stealing</b>		<b>Steal attempts</b>		<b>Stolen base pct</b>	
1. Reid, Jamia	9	1. Reid, Jamia	57	1. Arioto, Valerie	1.000
2. Thomas, Shannon	5	2. Thomas, Shannon	36	Henderson, Jolene	1.000
3. Williams, Jace	1	3. Arioto, Valerie	12	Kelly, Taylor	1.000
Echavarria, Frani	1	Williams, Jace	12	Reid, Elia	1.000
Wallace, Jordan	1	Reid, Elia	12	Sevilla, Vernae	1.000
<b>Strikeouts</b>		<b>Grounded into DP</b>		<b>Total plate appearances</b>	
1. Ziegenhirt, Lindsey	56	1. Ziegenhirt, Lindsey	2	1. Arioto, Valerie	216
2. Reid, Elia	40	Echavarria, Frani	2	2. Ziegenhirt, Lindsey	212
Arioto, Valerie	40	3. 6 tied at.....	1	3. Thomas, Shannon	210
4. Kelly, Taylor	36			4. Reid, Jamia	206
5. 2 tied at.....	24			5. Williams, Jace	201
<b>At bats</b>		<b>Games played</b>		<b>Game starts</b>	
1. Reid, Jamia	198	1. Henderson, Jolene	61	1. Ziegenhirt, Lindsey	61
2. Ziegenhirt, Lindsey	190	Arioto, Valerie	61	Arioto, Valerie	61
3. Echavarria, Frani	178	Ziegenhirt, Lindsey	61	3. Echavarria, Frani	60
4. Thomas, Shannon	174	4. 3 tied at.....	60	Williams, Jace	60
5. Williams, Jace	154			Thomas, Shannon	60
<b>Games as sub</b>					
1. Houston, Shannon	19				
2. Bishop, Amy	15				
Leider, Diane	15				
4. Wallace, Jordan	12				
5. Goodwin, Jayme	10				

**The Automated ScoreBook**  
**Pitching Leaders for California (as of May 23, 2010)**  
**(All games)**

Hitting minimums - 1 Games  
Pitching minimums - 1 Games

<table border="0"> <thead> <tr> <th colspan="2"><b>Earned run avg</b></th> </tr> </thead> <tbody> <tr> <td>1. Arioto, Valerie</td> <td>1.26</td> </tr> <tr> <td>2. Henderson, Jolene</td> <td>1.53</td> </tr> <tr> <td>3. Drewrey, Marissa</td> <td>5.73</td> </tr> </tbody> </table>	<b>Earned run avg</b>		1. Arioto, Valerie	1.26	2. Henderson, Jolene	1.53	3. Drewrey, Marissa	5.73	<table border="0"> <thead> <tr> <th colspan="2"><b>Opposing bat avg</b></th> </tr> </thead> <tbody> <tr> <td>1. Arioto, Valerie</td> <td>.165</td> </tr> <tr> <td>2. Henderson, Jolene</td> <td>.202</td> </tr> <tr> <td>3. Drewrey, Marissa</td> <td>.311</td> </tr> </tbody> </table>	<b>Opposing bat avg</b>		1. Arioto, Valerie	.165	2. Henderson, Jolene	.202	3. Drewrey, Marissa	.311	<table border="0"> <thead> <tr> <th colspan="2"><b>Won-loss pct</b></th> </tr> </thead> <tbody> <tr> <td>1. Drewrey, Marissa</td> <td>1.000</td> </tr> <tr> <td>2. Arioto, Valerie</td> <td>.724</td> </tr> <tr> <td>3. Henderson, Jolene</td> <td>.690</td> </tr> </tbody> </table>	<b>Won-loss pct</b>		1. Drewrey, Marissa	1.000	2. Arioto, Valerie	.724	3. Henderson, Jolene	.690
<b>Earned run avg</b>																										
1. Arioto, Valerie	1.26																									
2. Henderson, Jolene	1.53																									
3. Drewrey, Marissa	5.73																									
<b>Opposing bat avg</b>																										
1. Arioto, Valerie	.165																									
2. Henderson, Jolene	.202																									
3. Drewrey, Marissa	.311																									
<b>Won-loss pct</b>																										
1. Drewrey, Marissa	1.000																									
2. Arioto, Valerie	.724																									
3. Henderson, Jolene	.690																									
<table border="0"> <thead> <tr> <th colspan="2"><b>Wins</b></th> </tr> </thead> <tbody> <tr> <td>1. Arioto, Valerie</td> <td>21</td> </tr> <tr> <td>2. Henderson, Jolene</td> <td>20</td> </tr> <tr> <td>3. Drewrey, Marissa</td> <td>2</td> </tr> </tbody> </table>	<b>Wins</b>		1. Arioto, Valerie	21	2. Henderson, Jolene	20	3. Drewrey, Marissa	2	<table border="0"> <thead> <tr> <th colspan="2"><b>Losses</b></th> </tr> </thead> <tbody> <tr> <td>1. Henderson, Jolene</td> <td>9</td> </tr> <tr> <td>2. Arioto, Valerie</td> <td>8</td> </tr> </tbody> </table>	<b>Losses</b>		1. Henderson, Jolene	9	2. Arioto, Valerie	8	<table border="0"> <thead> <tr> <th colspan="2"><b>Saves</b></th> </tr> </thead> <tbody> <tr> <td>1. Henderson, Jolene</td> <td>3</td> </tr> </tbody> </table>	<b>Saves</b>		1. Henderson, Jolene	3						
<b>Wins</b>																										
1. Arioto, Valerie	21																									
2. Henderson, Jolene	20																									
3. Drewrey, Marissa	2																									
<b>Losses</b>																										
1. Henderson, Jolene	9																									
2. Arioto, Valerie	8																									
<b>Saves</b>																										
1. Henderson, Jolene	3																									
<table border="0"> <thead> <tr> <th colspan="2"><b>Innings pitched</b></th> </tr> </thead> <tbody> <tr> <td>1. Arioto, Valerie</td> <td>199.2</td> </tr> <tr> <td>2. Henderson, Jolene</td> <td>187.2</td> </tr> <tr> <td>3. Drewrey, Marissa</td> <td>14.2</td> </tr> </tbody> </table>	<b>Innings pitched</b>		1. Arioto, Valerie	199.2	2. Henderson, Jolene	187.2	3. Drewrey, Marissa	14.2	<table border="0"> <thead> <tr> <th colspan="2"><b>Batters struck out</b></th> </tr> </thead> <tbody> <tr> <td>1. Arioto, Valerie</td> <td>260</td> </tr> <tr> <td>2. Henderson, Jolene</td> <td>189</td> </tr> <tr> <td>3. Drewrey, Marissa</td> <td>20</td> </tr> </tbody> </table>	<b>Batters struck out</b>		1. Arioto, Valerie	260	2. Henderson, Jolene	189	3. Drewrey, Marissa	20	<table border="0"> <thead> <tr> <th colspan="2"><b>Appearances</b></th> </tr> </thead> <tbody> <tr> <td>1. Henderson, Jolene</td> <td>37</td> </tr> <tr> <td>2. Arioto, Valerie</td> <td>34</td> </tr> <tr> <td>3. Drewrey, Marissa</td> <td>13</td> </tr> </tbody> </table>	<b>Appearances</b>		1. Henderson, Jolene	37	2. Arioto, Valerie	34	3. Drewrey, Marissa	13
<b>Innings pitched</b>																										
1. Arioto, Valerie	199.2																									
2. Henderson, Jolene	187.2																									
3. Drewrey, Marissa	14.2																									
<b>Batters struck out</b>																										
1. Arioto, Valerie	260																									
2. Henderson, Jolene	189																									
3. Drewrey, Marissa	20																									
<b>Appearances</b>																										
1. Henderson, Jolene	37																									
2. Arioto, Valerie	34																									
3. Drewrey, Marissa	13																									
<table border="0"> <thead> <tr> <th colspan="2"><b>Games started</b></th> </tr> </thead> <tbody> <tr> <td>1. Henderson, Jolene</td> <td>26</td> </tr> <tr> <td>2. Arioto, Valerie</td> <td>25</td> </tr> <tr> <td>3. Drewrey, Marissa</td> <td>10</td> </tr> </tbody> </table>	<b>Games started</b>		1. Henderson, Jolene	26	2. Arioto, Valerie	25	3. Drewrey, Marissa	10	<table border="0"> <thead> <tr> <th colspan="2"><b>Games finished</b></th> </tr> </thead> <tbody> <tr> <td>1. Henderson, Jolene</td> <td>11</td> </tr> <tr> <td>2. Arioto, Valerie</td> <td>8</td> </tr> <tr> <td>3. Drewrey, Marissa</td> <td>3</td> </tr> </tbody> </table>	<b>Games finished</b>		1. Henderson, Jolene	11	2. Arioto, Valerie	8	3. Drewrey, Marissa	3	<table border="0"> <thead> <tr> <th colspan="2"><b>Games in relief</b></th> </tr> </thead> <tbody> <tr> <td>1. Henderson, Jolene</td> <td>11</td> </tr> <tr> <td>2. Arioto, Valerie</td> <td>9</td> </tr> <tr> <td>3. Drewrey, Marissa</td> <td>3</td> </tr> </tbody> </table>	<b>Games in relief</b>		1. Henderson, Jolene	11	2. Arioto, Valerie	9	3. Drewrey, Marissa	3
<b>Games started</b>																										
1. Henderson, Jolene	26																									
2. Arioto, Valerie	25																									
3. Drewrey, Marissa	10																									
<b>Games finished</b>																										
1. Henderson, Jolene	11																									
2. Arioto, Valerie	8																									
3. Drewrey, Marissa	3																									
<b>Games in relief</b>																										
1. Henderson, Jolene	11																									
2. Arioto, Valerie	9																									
3. Drewrey, Marissa	3																									
<table border="0"> <thead> <tr> <th colspan="2"><b>Wild pitches</b></th> </tr> </thead> <tbody> <tr> <td>1. Arioto, Valerie</td> <td>15</td> </tr> <tr> <td>2. Henderson, Jolene</td> <td>5</td> </tr> <tr> <td>3. Drewrey, Marissa</td> <td>1</td> </tr> </tbody> </table>	<b>Wild pitches</b>		1. Arioto, Valerie	15	2. Henderson, Jolene	5	3. Drewrey, Marissa	1	<table border="0"> <thead> <tr> <th colspan="2"><b>Balks</b></th> </tr> </thead> <tbody> <tr> <td>1. Arioto, Valerie</td> <td>2</td> </tr> <tr> <td>Henderson, Jolene</td> <td>2</td> </tr> </tbody> </table>	<b>Balks</b>		1. Arioto, Valerie	2	Henderson, Jolene	2	<table border="0"> <thead> <tr> <th colspan="2"><b>Hit batters</b></th> </tr> </thead> <tbody> <tr> <td>1. Arioto, Valerie</td> <td>10</td> </tr> <tr> <td>2. Henderson, Jolene</td> <td>3</td> </tr> <tr> <td>3. Drewrey, Marissa</td> <td>1</td> </tr> </tbody> </table>	<b>Hit batters</b>		1. Arioto, Valerie	10	2. Henderson, Jolene	3	3. Drewrey, Marissa	1		
<b>Wild pitches</b>																										
1. Arioto, Valerie	15																									
2. Henderson, Jolene	5																									
3. Drewrey, Marissa	1																									
<b>Balks</b>																										
1. Arioto, Valerie	2																									
Henderson, Jolene	2																									
<b>Hit batters</b>																										
1. Arioto, Valerie	10																									
2. Henderson, Jolene	3																									
3. Drewrey, Marissa	1																									
<table border="0"> <thead> <tr> <th colspan="2"><b>Intentional BB allowed</b></th> </tr> </thead> <tbody> <tr> <td>1. Henderson, Jolene</td> <td>5</td> </tr> <tr> <td>2. Arioto, Valerie</td> <td>8</td> </tr> </tbody> </table>	<b>Intentional BB allowed</b>		1. Henderson, Jolene	5	2. Arioto, Valerie	8	<table border="0"> <thead> <tr> <th colspan="2"><b>Runners picked off</b></th> </tr> </thead> <tbody> <tr> <td>1. Ziegenhirt, Lindsey</td> <td>3</td> </tr> </tbody> </table>	<b>Runners picked off</b>		1. Ziegenhirt, Lindsey	3	<table border="0"> <thead> <tr> <th colspan="2"><b>Batters SO out looking</b></th> </tr> </thead> <tbody> <tr> <td>1. Henderson, Jolene</td> <td>74</td> </tr> <tr> <td>2. Arioto, Valerie</td> <td>49</td> </tr> <tr> <td>3. Drewrey, Marissa</td> <td>5</td> </tr> </tbody> </table>	<b>Batters SO out looking</b>		1. Henderson, Jolene	74	2. Arioto, Valerie	49	3. Drewrey, Marissa	5						
<b>Intentional BB allowed</b>																										
1. Henderson, Jolene	5																									
2. Arioto, Valerie	8																									
<b>Runners picked off</b>																										
1. Ziegenhirt, Lindsey	3																									
<b>Batters SO out looking</b>																										
1. Henderson, Jolene	74																									
2. Arioto, Valerie	49																									
3. Drewrey, Marissa	5																									
<table border="0"> <thead> <tr> <th colspan="2"><b>Sac bunts allowed</b></th> </tr> </thead> <tbody> <tr> <td>1. Henderson, Jolene</td> <td>12</td> </tr> <tr> <td>2. Arioto, Valerie</td> <td>9</td> </tr> <tr> <td>3. Drewrey, Marissa</td> <td>2</td> </tr> </tbody> </table>	<b>Sac bunts allowed</b>		1. Henderson, Jolene	12	2. Arioto, Valerie	9	3. Drewrey, Marissa	2	<table border="0"> <thead> <tr> <th colspan="2"><b>Sac flies allowed</b></th> </tr> </thead> <tbody> <tr> <td>1. Henderson, Jolene</td> <td>1</td> </tr> </tbody> </table>	<b>Sac flies allowed</b>		1. Henderson, Jolene	1	<table border="0"> <thead> <tr> <th colspan="2"><b>Hits allowed</b></th> </tr> </thead> <tbody> <tr> <td>1. Drewrey, Marissa</td> <td>19</td> </tr> <tr> <td>2. Arioto, Valerie</td> <td>119</td> </tr> <tr> <td>3. Henderson, Jolene</td> <td>142</td> </tr> </tbody> </table>	<b>Hits allowed</b>		1. Drewrey, Marissa	19	2. Arioto, Valerie	119	3. Henderson, Jolene	142				
<b>Sac bunts allowed</b>																										
1. Henderson, Jolene	12																									
2. Arioto, Valerie	9																									
3. Drewrey, Marissa	2																									
<b>Sac flies allowed</b>																										
1. Henderson, Jolene	1																									
<b>Hits allowed</b>																										
1. Drewrey, Marissa	19																									
2. Arioto, Valerie	119																									
3. Henderson, Jolene	142																									
<table border="0"> <thead> <tr> <th colspan="2"><b>Runs allowed</b></th> </tr> </thead> <tbody> <tr> <td>1. Drewrey, Marissa</td> <td>12</td> </tr> <tr> <td>2. Arioto, Valerie</td> <td>42</td> </tr> <tr> <td>3. Henderson, Jolene</td> <td>57</td> </tr> </tbody> </table>	<b>Runs allowed</b>		1. Drewrey, Marissa	12	2. Arioto, Valerie	42	3. Henderson, Jolene	57	<table border="0"> <thead> <tr> <th colspan="2"><b>Earned runs allowed</b></th> </tr> </thead> <tbody> <tr> <td>1. Drewrey, Marissa</td> <td>12</td> </tr> <tr> <td>2. Arioto, Valerie</td> <td>36</td> </tr> <tr> <td>3. Henderson, Jolene</td> <td>41</td> </tr> </tbody> </table>	<b>Earned runs allowed</b>		1. Drewrey, Marissa	12	2. Arioto, Valerie	36	3. Henderson, Jolene	41	<table border="0"> <thead> <tr> <th colspan="2"><b>Walks allowed</b></th> </tr> </thead> <tbody> <tr> <td>1. Drewrey, Marissa</td> <td>14</td> </tr> <tr> <td>2. Arioto, Valerie</td> <td>60</td> </tr> <tr> <td>3. Henderson, Jolene</td> <td>62</td> </tr> </tbody> </table>	<b>Walks allowed</b>		1. Drewrey, Marissa	14	2. Arioto, Valerie	60	3. Henderson, Jolene	62
<b>Runs allowed</b>																										
1. Drewrey, Marissa	12																									
2. Arioto, Valerie	42																									
3. Henderson, Jolene	57																									
<b>Earned runs allowed</b>																										
1. Drewrey, Marissa	12																									
2. Arioto, Valerie	36																									
3. Henderson, Jolene	41																									
<b>Walks allowed</b>																										
1. Drewrey, Marissa	14																									
2. Arioto, Valerie	60																									
3. Henderson, Jolene	62																									
<table border="0"> <thead> <tr> <th colspan="2"><b>Doubles allowed</b></th> </tr> </thead> <tbody> <tr> <td>1. Drewrey, Marissa</td> <td>4</td> </tr> <tr> <td>2. Arioto, Valerie</td> <td>12</td> </tr> <tr> <td>3. Henderson, Jolene</td> <td>18</td> </tr> </tbody> </table>	<b>Doubles allowed</b>		1. Drewrey, Marissa	4	2. Arioto, Valerie	12	3. Henderson, Jolene	18	<table border="0"> <thead> <tr> <th colspan="2"><b>Triples allowed</b></th> </tr> </thead> <tbody> <tr> <td>1. Drewrey, Marissa</td> <td>0</td> </tr> <tr> <td>Arioto, Valerie</td> <td>0</td> </tr> <tr> <td>3. Henderson, Jolene</td> <td>1</td> </tr> </tbody> </table>	<b>Triples allowed</b>		1. Drewrey, Marissa	0	Arioto, Valerie	0	3. Henderson, Jolene	1	<table border="0"> <thead> <tr> <th colspan="2"><b>Home runs allowed</b></th> </tr> </thead> <tbody> <tr> <td>1. Drewrey, Marissa</td> <td>4</td> </tr> <tr> <td>2. Henderson, Jolene</td> <td>10</td> </tr> <tr> <td>3. Arioto, Valerie</td> <td>11</td> </tr> </tbody> </table>	<b>Home runs allowed</b>		1. Drewrey, Marissa	4	2. Henderson, Jolene	10	3. Arioto, Valerie	11
<b>Doubles allowed</b>																										
1. Drewrey, Marissa	4																									
2. Arioto, Valerie	12																									
3. Henderson, Jolene	18																									
<b>Triples allowed</b>																										
1. Drewrey, Marissa	0																									
Arioto, Valerie	0																									
3. Henderson, Jolene	1																									
<b>Home runs allowed</b>																										
1. Drewrey, Marissa	4																									
2. Henderson, Jolene	10																									
3. Arioto, Valerie	11																									

**The Automated ScoreBook**  
**Fielding Leaders for California (as of May 23, 2010)**  
**(All games)**

Hitting minimums - 1 Games  
Pitching minimums - 1 Games

**Fielding pct**

1. Reid, Jamia	1.000
Bishop, Amy	1.000
Houston, Shannon	1.000
Drewrey, Marissa	1.000
5. Ziegenhirt, Lindsey	.996

**Chances**

1. Ziegenhirt, Lindsey	508
2. Arioto, Valerie	281
3. Henderson, Jolene	263
4. Thomas, Shannon	204
5. Kelly, Taylor	143

**Putouts**

1. Ziegenhirt, Lindsey	466
2. Henderson, Jolene	203
3. Arioto, Valerie	200
4. Thomas, Shannon	92
5. Kelly, Taylor	63

**Assists**

1. Thomas, Shannon	104
2. Sevilla, Vernae	90
3. Arioto, Valerie	77
4. Kelly, Taylor	67
5. 2 tied at.....	53

**Errors**

1. Kelly, Taylor	13
2. Sevilla, Vernae	9
3. Thomas, Shannon	8
4. Williams, Jace	7
Henderson, Jolene	7

**Fielding double plays**

1. Arioto, Valerie	5
Thomas, Shannon	5
3. Henderson, Jolene	4
4. Kelly, Taylor	2
5. 2 tied at.....	1

**Stolen bases against**

1. Ziegenhirt, Lindsey	22
2. Henderson, Jolene	11
3. Arioto, Valerie	10
4. Drewrey, Marissa	1

**Caught stealing by**

1. Ziegenhirt, Lindsey	9
2. Arioto, Valerie	7
3. Henderson, Jolene	5
4. Bishop, Amy	1

**Steal attempts against**

1. Ziegenhirt, Lindsey	31
2. Arioto, Valerie	17
3. Henderson, Jolene	16
4. Drewrey, Marissa	1
Bishop, Amy	1

**Passed balls**

1. Ziegenhirt, Lindsey	11
2. Houston, Sati	1

**Catchers interference**

**The Automated ScoreBook**  
**Game Results for California (as of May 23, 2010)**  
**(All games)**

Date	Opponent	Score	Inns	Overall	Conference	Pitcher of record	Attend	Time
~ Feb 12, 2010	vs Texas A&M	L 2-3	7	0-1-0	0-0-0	Arioto, V. (L 0-1)	247	1:53
~ Feb 12, 2010	vs Wisconsin	w 3-1	7	1-1-0	0-0-0	Henderson, J (W 1-0)	216	1:37
~ Feb 13, 2010	vs Western Michigan	w 9-1	5	2-1-0	0-0-0	Drewrey, M. (W 1-0)	0	1:35
~ Feb 13, 2010	vs Kentucky	w 6-1	7	3-1-0	0-0-0	Henderson, J (W 2-0)	411	1:30
~ Feb 14, 2010	vs Portland State	w 8-0	5	4-1-0	0-0-0	Arioto, V. (W 1-1)	110	1:12
! Feb 19, 2010	vs UIC	w 8-1	7	5-1-0	0-0-0	Henderson, J (W 3-0)	200	1:45
! Feb 19, 2010	vs Utah	w 10-4	7	6-1-0	0-0-0	Arioto, V. (W 2-1)	237	1:50
! Feb 20, 2010	vs #21 Northwestern	L 3-5	7	6-2-0	0-0-0	Arioto, V. (L 2-2)	0	1:50
! Feb 20, 2010	vs #13 Oklahoma	L 1-12	5	6-3-0	0-0-0	Henderson, J (L 3-1)	887	1:36
! Feb 21, 2010	vs #9 Georgia Tech	w 4-1	7	7-3-0	0-0-0	Arioto, V. (W 3-2)	0	2:16
@ Feb 26, 2010	vs Fordham	w 5-2	7	8-3-0	0-0-0	Arioto, V. (W 4-2)	0	1:59
@ Feb 27, 2010	vs San Diego State	w 5-4	7	9-3-0	0-0-0	Arioto, V. (W 5-2)	366	2:12
@ Feb 27, 2010	vs Oklahoma State	L 2-3	7	9-4-0	0-0-0	Henderson, J (L 3-2)	0	2:00
@ Feb 28, 2010	vs Colorado State	w 9-1	5	10-4-0	0-0-0	Drewrey, M. (W 2-0)	0	1:52
@ Feb 28, 2010	vs Long Beach State	w 8-1	7	11-4-0	0-0-0	Arioto, V. (W 6-2)	0	1:56
03-05-10	vs New Mexico State	w 6-0	7	12-4-0	0-0-0	None	0	
# Mar 5, 2010	vs Weber State	w 10-2	5	13-4-0	0-0-0	Henderson, J (W 4-2)	0	1:20
# Mar 6, 2010	vs Portland State	w 7-0	7	14-4-0	0-0-0	Arioto, V. (W 8-2)	0	1:57
# Mar 6, 2010	vs Southern Utah	w 11-0	5	15-4-0	0-0-0	Henderson, J (W 5-2)	0	1:30
# Mar 7, 2010	at UNLV	w 5-1	7	16-4-0	0-0-0	Henderson, J (W 6-2)	366	1:56
\$ Mar 13, 2010	CAL STATE FULLERTON	w 8-0	5	17-4-0	0-0-0	Arioto, V. (W 9-2)	224	2
\$ Mar 14, 2010	UC DAVIS	w 2-0	7	18-4-0	0-0-0	Henderson, J (W 7-2)	220	1:30
\$ Mar 14, 2010	UC DAVIS	w 8-0	5	19-4-0	0-0-0	Arioto, V. (W 10-2)	278	1:30
% Mar 17, 2010	vs Lipscomb	L 0-1	7	19-5-0	0-0-0	Arioto, V. (L 10-3)	0	1:31
% Mar 18, 2010	vs Lipscomb	w 3-0	7	20-5-0	0-0-0	Henderson, J (W 8-2)	0	1:32
% Mar 18, 2010	at Hawai'i	w 5-0	7	21-5-0	0-0-0	Arioto, V. (W 11-3)	0	1:31
% Mar 19, 2010	vs Lipscomb	w 5-3	7	22-5-0	0-0-0	Henderson, J (W 9-2)	0	1:40
% Mar 19, 2010	at Hawai'i	L 0-3	7	22-6-0	0-0-0	Arioto, V. (L 11-4)	337	1:25
% Mar 20, 2010	at Hawai'i	w 5-1	7	23-6-0	0-0-0	Henderson, J (W 10-2)	0	1:55
Mar 24, 2010	PACIFIC	w 8-0	5	24-6-0	0-0-0	Arioto, V. (W 12-4)	67	1:10
& Mar 26, 2010	vs Sacramento State	w 3-1	7	25-6-0	0-0-0	Henderson, J (W 11-2)	156	1:37
& Mar 27, 2010	vs UC Riverside	w 3-0	7	26-6-0	0-0-0	Arioto, V. (W 13-4)	0	1:38
& Mar 27, 2010	vs Saint Mary's	w 6-2	7	27-6-0	0-0-0	Henderson, J (W 12-2)	0	1:40
& Mar 28, 2010	at UC Davis	w 4-0	7	28-6-0	0-0-0	Arioto, V. (W 13-4)	433	1:44
* Apr 01, 2010	at #9 Stanford	L 0-1	(12)	28-7-0	0-1-0	Arioto, V. (L 14-5)	320	3:03
* Apr 02, 2010	at #9 Stanford	L 1-5	7	28-8-0	0-2-0	Henderson, J. (L 12-3)	530	1:40
* Apr 03, 2010	at #9 Stanford	w 6-0	7	29-8-0	1-2-0	Arioto, V. (W 15-5)	904	1:51
Apr 07, 2010	SACRAMENTO STATE	w 6-0	7	30-8-0	1-2-0	Henderson, J. (W 13-3)	203	1:40
* Apr 09, 2010	at #21 Oregon	L 6-7	(9)	30-9-0	1-3-0	Henderson, J. (L 12-4)	351	2:46
* Apr 10, 2010	at #21 Oregon	L 0-1	7	30-10-0	1-4-0	Henderson, J. (L 13-5)	355	1:25
* Apr 11, 2010	at #21 Oregon	L 6-8	(9)	30-11-0	1-5-0	Arioto, V. (L 14-6)	268	2:35
* Apr 16, 2010	at #6 Arizona State	w 3-1	7	31-11-0	2-5-0	Henderson, J. (W 14-5)	1326	1:53
* Apr 17, 2010	at #6 Arizona State	w 8-0	6	32-11-0	3-5-0	Arioto, V. (W 15-6)	1968	1:44
* Apr 18, 2010	at #6 Arizona State	w 11-3	7	33-11-0	4-5-0	Henderson, J. (W 15-5)	841	2:08
* Apr 23, 2010	#1 WASHINGTON	L 0-1	(10)	33-12-0	4-6-0	Henderson, J. (L 15-6)	193	3:00
* Apr 24, 2010	#1 WASHINGTON	w 9-1	5	34-12-0	5-6-0	Arioto, V. (W 16-6)	404	1:45
* Apr 25, 2010	#1 WASHINGTON	L 0-4	7	34-13-0	5-7-0	Henderson, J. (L 15-7)	600	2:15
Apr 28, 2010	SANTA CLARA	w 8-0	6	35-13-0	5-7-0	Arioto, V. (W 17-6)	26	1:45
* Apr 30, 2010	#3 ARIZONA	L 0-8	5	35-14-0	5-8-0	Henderson, J. (L 15-8)	134	1:30
* May 01, 2010	#3 ARIZONA	L 2-4	(9)	35-15-0	5-9-0	Arioto, V. (L 17-7)	289	2:35
* May 02, 2010	#3 ARIZONA	w 8-0	6	36-15-0	6-9-0	Arioto, V. (W 18-7)	439	1:50
May 05, 2010	at Saint Mary's (CA)	w 7-0	7	37-15-0	6-9-0	Arioto, V. (W 19-7)	85	1:30
* May 07, 2010	at #5 UCLA	L 2-4	7	37-16-0	6-10-0	Arioto, V. (L 19-8)	751	2:02
* May 08, 2010	at #5 UCLA	L 1-3	7	37-17-0	6-11-0	Henderson, J. (L 15-9)	1328	1:52
* May 09, 2010	at #5 UCLA	w 4-2	7	38-17-0	7-11-0	Henderson, J. (W 16-9)	639	2:06
* May 13, 2010	OREGON STATE	w 9-1	5	39-17-0	8-11-0	Henderson, J. (W 17-9)	71	1:50
* May 14, 2010	OREGON STATE	w 6-0	7	40-17-0	9-11-0	Arioto, V. (W 20-8)	166	1:40
* May 15, 2010	OREGON STATE	w 11-3	5	41-17-0	10-11-0	Henderson, J. (W 18-9)	254	1:35
May 21, 2010	vs Bucknell	w 10-0	5	42-17-0	10-11-0	Henderson, J. (W 19-9)	0	1:07
May 22, 2010	vs Kentucky	w 1-0	7	43-17-0	10-11-0	Henderson, J. (W 20-9)	0	1:29
May 23, 2010	vs Ohio State	w 7-0	7	44-17-0	10-11-0	Arioto, V. (W 21-8)	0	1:30

- \* = Conference game
- ~ = Kajikawa Classic
- ! = Louisville Slugger Desert Classic
- @ = Cathedral City Classic
- # = Eller Media Stadium Classic
- \$ = California Tournament
- % = Hawaii Spring Fling
- & = Aggie Stampede
- () = extra inning game

**The Automated ScoreBook**  
**Team Game-by-Game for California (as of May 23, 2010)**  
**Batting (All games)**

Date	Opponent	ab	r	h	rbi	2b	3b	hr	bb	ibb	sb	cs	hbp	sac	sf	gdp	k	po	a	e	avg
Feb 12	vs Texas A&M	29	2	8	2	0	0	1	0	0	4	0	0	0	0	0	8	21	7	0	.276
Feb 12	vs Wisconsin	27	3	8	3	0	0	1	4	0	1	2	0	0	0	0	4	21	7	1	.286
Feb 13	vs Western Michigan	26	9	10	8	1	0	2	5	0	10	0	1	0	0	0	4	15	5	0	.317
Feb 13	vs Kentucky	24	6	8	6	2	0	1	4	0	2	0	1	1	1	0	5	21	10	1	.321
Feb 14	vs Portland State	22	8	12	7	2	0	1	0	0	4	0	2	1	1	0	2	15	5	0	.359
Feb 19	vs UIC	28	8	11	8	2	1	2	3	0	10	0	1	0	0	0	5	21	5	2	.365
Feb 19	vs Utah	32	10	10	9	0	2	0	1	0	2	0	3	0	1	1	4	21	6	1	.356
Feb 20	vs Northwestern	27	3	7	3	1	0	0	5	0	4	1	0	1	0	1	5	18	9	0	.344
Feb 20	vs Oklahoma	16	1	2	1	0	0	1	3	0	0	1	0	0	0	1	5	15	12	1	.329
Feb 21	vs Georgia Tech	27	4	6	4	0	0	1	5	0	0	0	2	0	0	0	8	21	7	1	.318
Feb 26	vs Fordham	31	5	10	5	2	0	1	2	0	4	0	0	0	0	0	4	21	7	1	.318
Feb 27	vs San Diego State	27	5	10	4	2	0	1	1	0	3	0	1	0	0	0	5	21	9	1	.323
Feb 27	vs Oklahoma State	24	2	4	2	1	0	1	1	0	0	0	1	1	0	0	6	21	11	1	.312
Feb 28	vs Colorado State	23	9	10	9	2	0	0	4	0	2	1	0	1	0	0	3	15	1	0	.320
Feb 28	vs Long Beach State	29	8	11	7	2	0	0	2	0	3	2	1	1	1	1	6	21	7	3	.324
03-05-10	vs New Mexico State	28	6	12	6	1	0	1	0	0	2	0	0	1	0	1	3	21	7	0	.331
Mar 5	vs Weber State	24	10	10	10	3	2	0	3	0	6	0	2	2	0	0	2	15	6	2	.336
Mar 6	vs Portland State	35	7	12	7	3	0	0	3	0	5	0	0	0	0	0	3	21	11	2	.336
Mar 6	vs Southern Utah	19	11	8	8	1	0	1	7	0	4	0	2	1	1	0	2	15	3	1	.339
Mar 7	at UNLV	29	5	8	4	2	0	0	4	0	4	0	0	1	0	0	4	21	8	0	.336
Mar 13	CAL STATE FULLERTO	16	8	6	8	1	0	1	9	0	4	1	1	1	0	0	1	15	3	1	.337
Mar 14	UC DAVIS	21	2	4	2	0	1	0	2	0	2	0	1	0	1	0	4	21	10	1	.332
Mar 14	UC DAVIS	18	8	7	8	1	0	1	7	0	1	1	2	1	0	0	3	15	5	0	.333
Mar 17	vs Lipscomb	22	0	1	0	0	0	0	3	0	0	0	0	0	0	0	9	18	4	1	.323
Mar 18	vs Lipscomb	22	3	6	3	1	1	0	3	0	1	0	1	1	0	0	7	21	7	1	.321
Mar 18	at Hawai'i	26	5	6	4	0	0	1	2	0	4	0	1	2	0	0	3	21	6	3	.317
Mar 19	vs Lipscomb	28	5	8	5	1	0	2	2	0	1	0	0	1	0	0	6	21	10	2	.316
Mar 19	at Hawai'i	24	0	2	0	1	0	0	3	0	0	0	1	0	0	0	12	18	8	1	.308
Mar 20	at Hawai'i	28	5	6	4	4	0	1	7	0	2	0	0	0	0	0	7	21	11	1	.305
Mar 24	PACIFIC	17	8	5	6	0	0	1	7	0	2	0	1	0	0	0	5	15	5	1	.304
Mar 26	vs Sacramento State	23	3	6	2	0	0	0	7	0	1	1	1	1	1	0	1	21	6	1	.303
Mar 27	vs UC Riverside	20	3	5	1	0	0	0	5	0	6	2	0	0	0	0	4	21	9	0	.302
Mar 27	vs Saint Mary's	29	6	11	6	3	0	0	6	0	2	0	0	0	0	0	2	21	10	1	.305
Mar 28	at UC Davis	26	4	6	4	0	1	2	4	0	3	0	0	0	1	0	6	21	16	2	.302
*Apr 01	at Stanford	39	0	3	0	0	0	0	5	0	0	0	1	0	0	0	10	34	14	2	.292
*Apr 02	at Stanford	26	1	6	1	1	0	0	2	0	1	0	0	1	0	0	2	18	8	2	.291
*Apr 03	at Stanford	27	6	7	6	0	1	2	4	0	0	0	1	2	0	1	3	21	13	1	.290
Apr 07	SACRAMENTO STATE	22	6	7	6	1	0	0	4	0	0	2	2	1	0	0	5	21	9	0	.290
*Apr 09	at Oregon	36	6	8	4	0	0	2	8	0	4	0	1	0	0	1	12	25	12	1	.288
*Apr 10	at Oregon	24	0	3	0	1	0	0	2	0	0	0	0	0	0	0	8	18	8	1	.284
*Apr 11	at Oregon	37	6	9	5	1	0	1	2	0	5	0	0	0	0	1	9	26	11	1	.283
*Apr 16	at Arizona State	23	3	5	3	0	0	2	2	0	0	1	2	2	0	1	3	21	8	2	.281
*Apr 17	at Arizona State	25	8	8	8	0	0	4	5	0	1	0	1	2	0	0	1	18	10	2	.282
*Apr 18	at Arizona State	35	11	13	11	0	0	5	1	0	0	0	1	0	0	0	3	21	13	0	.285
*Apr 23	WASHINGTON	30	0	3	0	1	0	0	4	0	0	0	0	2	0	0	18	30	18	3	.280
*Apr 24	WASHINGTON	20	9	11	9	1	0	1	3	0	1	0	0	2	0	0	3	15	7	0	.285
*Apr 25	WASHINGTON	21	0	0	0	0	0	0	0	0	0	0	0	0	0	0	14	21	10	1	.280
Apr 28	SANTA CLARA	26	8	10	8	1	0	3	3	0	2	0	1	0	0	0	2	18	8	0	.282
*Apr 30	ARIZONA	18	0	3	0	0	0	0	2	0	1	1	0	0	0	0	8	15	8	0	.280
*May 01	ARIZONA	34	2	7	2	0	0	1	6	0	2	0	0	0	0	0	11	27	15	2	.278
*May 02	ARIZONA	28	8	10	7	3	0	0	1	0	2	0	0	1	0	0	4	18	8	2	.280
May 05	at Saint Mary's (CA)	29	7	9	6	0	0	1	5	0	1	0	0	0	0	0	8	21	10	0	.281
*May 07	at UCLA	28	2	8	2	3	0	0	3	0	1	0	0	0	0	0	6	18	11	1	.281
*May 08	at UCLA	22	1	4	1	1	0	0	2	0	0	0	1	1	0	0	2	20	11	0	.279
*May 09	at UCLA	25	4	6	4	2	0	0	3	0	0	0	0	0	1	0	4	21	4	0	.278
*May 13	OREGON STATE	19	9	9	8	2	0	1	12	0	1	1	0	0	0	0	4	15	8	2	.281
*May 14	OREGON STATE	28	6	9	6	0	0	0	1	0	1	0	2	0	0	0	3	21	7	2	.282
*May 15	OREGON STATE	28	11	12	6	2	0	0	3	0	0	0	0	0	0	0	2	15	4	2	.285
May 21	vs Bucknell	20	10	9	8	2	0	2	3	0	4	0	0	0	0	1	3	15	4	0	.287
May 22	vs Kentucky	22	1	2	1	0	0	1	3	0	0	0	0	1	0	0	4	21	6	0	.284
May 23	vs Ohio State	32	7	10	7	1	0	1	0	0	3	0	0	1	0	0	4	21	12	0	.285
Totals		1571	314	447	285	62	9	51	213	0	129	17	39	34	9	10	314	1206	510	61	.285

The Automated ScoreBook  
 Team Game-by-Game for California (as of May 23, 2010)  
 Pitching (All games)

Date	Opponent	ip	h	r	er	bb	so	2b	3b	hr	wp	bk	hbp	dp	ibb	score	w-l	sv	era
Feb 12	vs Texas A&M	7.0	3	3	3	6	11	0	0	1	0	0	0	0	0	2-3	0-1	0	3.00
Feb 12	vs Wisconsin	7.0	4	1	1	1	11	1	0	0	0	0	0	0	0	3-1	1-1	0	2.00
Feb 13	vs Western Michigan	5.0	5	1	1	2	7	2	0	0	0	0	1	0	0	9-1	2-1	0	1.84
Feb 13	vs Kentucky	7.0	5	1	0	0	6	1	0	0	0	0	0	0	0	6-1	3-1	0	1.35
Feb 14	vs Portland State	5.0	1	0	0	1	8	0	0	0	0	0	0	0	0	8-0	4-1	0	1.13
Feb 19	vs UIC	7.0	6	1	0	1	12	1	0	0	0	0	0	0	0	8-1	5-1	0	0.92
Feb 19	vs Utah	7.0	5	4	4	3	13	0	0	1	0	0	0	0	0	10-4	6-1	0	1.40
Feb 20	vs Northwestern	6.0	7	5	5	1	7	2	0	2	0	0	0	0	0	3-5	6-2	0	1.92
Feb 20	vs Oklahoma	5.0	10	12	10	9	4	3	0	3	1	0	0	0	0	1-12	6-3	0	3.00
Feb 21	vs Georgia Tech	7.0	5	1	1	4	9	1	0	0	1	0	1	0	0	4-1	7-3	0	2.78
Feb 26	vs Fordham	7.0	6	2	2	5	12	0	0	0	2	0	0	0	0	5-2	8-3	1	2.70
Feb 27	vs San Diego State	7.0	7	4	3	3	9	0	0	0	1	1	0	1	0	5-4	9-3	2	2.73
Feb 27	vs Oklahoma State	7.0	8	3	0	1	5	0	0	0	0	0	0	1	0	2-3	9-4	2	2.50
Feb 28	vs Colorado State	5.0	4	1	1	2	8	1	0	0	0	0	0	0	0	9-1	10-4	2	2.44
Feb 28	vs Long Beach State	7.0	2	1	0	2	9	0	0	0	0	0	0	0	0	8-1	11-4	2	2.26
03-05-10	vs New Mexico State	7.0	1	0	0	3	13	0	0	0	0	1	1	0	0	6-0	12-4	2	2.11
Mar 5	vs Weber State	5.0	5	2	1	0	7	0	0	1	1	0	0	0	0	10-2	13-4	2	2.07
Mar 6	vs Portland State	7.0	3	0	0	2	10	0	0	0	0	0	0	0	0	7-0	14-4	2	1.95
Mar 6	vs Southern Utah	5.0	3	0	0	0	8	0	0	0	0	0	0	0	0	11-0	15-4	2	1.87
Mar 7	at UNLV	7.0	5	1	1	0	6	0	0	0	0	0	0	0	0	5-1	16-4	2	1.82
Mar 13	CAL STATE FULLERTO	5.0	2	0	0	3	12	0	0	0	0	0	0	0	0	8-0	17-4	2	1.75
Mar 14	UC DAVIS	7.0	1	0	0	1	6	0	0	0	0	0	0	0	0	2-0	18-4	2	1.66
Mar 14	UC DAVIS	5.0	2	0	0	0	7	0	0	0	1	0	1	0	0	8-0	19-4	2	1.60
Mar 17	vs Lipscomb	6.0	7	1	1	0	12	1	0	0	0	0	0	0	0	0-1	19-5	2	1.59
Mar 18	vs Lipscomb	7.0	4	0	0	1	11	0	0	0	0	0	0	0	0	3-0	20-5	2	1.52
Mar 18	at Hawai'i	7.0	4	0	0	0	17	1	0	0	2	0	0	0	0	5-0	21-5	2	1.45
Mar 19	vs Lipscomb	7.0	7	3	2	0	4	2	0	0	0	0	0	0	0	5-3	22-5	2	1.47
Mar 19	at Hawai'i	6.0	4	3	2	1	8	0	0	1	0	0	0	0	0	0-3	22-6	2	1.50
Mar 20	at Hawai'i	7.0	4	1	1	5	6	0	0	1	0	0	2	1	0	5-1	23-6	2	1.48
Mar 24	PACIFIC	5.0	1	0	0	0	10	0	0	0	0	0	0	0	0	8-0	24-6	2	1.44
Mar 26	vs Sacramento State	7.0	3	1	1	0	10	0	1	0	0	1	0	0	0	3-1	25-6	2	1.43
Mar 27	vs UC Riverside	7.0	2	0	0	0	10	2	0	0	0	0	0	0	0	3-0	26-6	2	1.38
Mar 27	vs Saint Mary's	7.0	2	2	1	4	6	1	0	0	0	0	0	0	0	6-2	27-6	2	1.37
Mar 28	at UC Davis	7.0	1	0	0	1	6	0	0	0	1	0	1	0	0	4-0	28-6	2	1.32
*Apr 01	at Stanford	11.1	5	1	0	7	10	0	0	0	1	0	0	0	3	0-1	28-7	2	1.26
*Apr 02	at Stanford	6.0	5	5	4	2	6	3	0	0	1	0	0	0	0	1-5	28-8	2	1.34
*Apr 03	at Stanford	7.0	7	0	0	3	4	3	0	0	1	0	0	2	1	6-0	29-8	2	1.31
Apr 07	SACRAMENTO STATE	7.0	1	0	0	0	6	0	0	0	0	0	0	0	0	6-0	30-8	2	1.27
*Apr 09	at Oregon	8.1	12	7	6	3	10	1	0	1	1	0	1	0	0	6-7	30-9	2	1.39
*Apr 10	at Oregon	6.0	2	1	1	1	5	0	0	1	0	0	0	1	0	0-1	30-10	2	1.39
*Apr 11	at Oregon	8.2	9	8	8	3	10	1	0	4	0	0	3	0	2	6-8	30-11	2	1.55
*Apr 16	at Arizona State	7.0	7	1	0	4	6	1	0	0	1	0	0	1	0	3-1	31-11	2	1.51
*Apr 17	at Arizona State	6.0	2	0	0	4	4	0	0	0	1	0	0	0	0	8-0	32-11	2	1.48
*Apr 18	at Arizona State	7.0	10	3	3	3	6	0	0	1	1	0	0	1	0	11-3	33-11	2	1.51
*Apr 23	WASHINGTON	10.0	8	1	0	6	4	2	0	0	0	0	0	0	3	0-1	33-12	2	1.46
*Apr 24	WASHINGTON	5.0	6	1	1	0	5	0	0	0	0	0	1	0	0	9-1	34-12	2	1.46
*Apr 25	WASHINGTON	7.0	10	4	3	7	5	0	0	1	0	0	0	0	1	0-4	34-13	2	1.50
Apr 28	SANTA CLARA	6.0	3	0	0	1	9	1	0	0	1	0	0	0	0	8-0	35-13	3	1.47
*Apr 30	ARIZONA	5.0	10	8	8	3	2	0	0	2	1	0	0	0	0	0-8	35-14	3	1.62
*May 01	ARIZONA	9.0	7	4	3	5	7	1	0	0	1	0	0	0	1	2-4	35-15	3	1.64
*May 02	ARIZONA	6.0	3	0	0	1	9	0	0	0	1	0	0	0	0	8-0	36-15	3	1.61
May 05	at Saint Mary's (CA)	7.0	3	0	0	0	9	0	0	0	0	0	1	0	0	7-0	37-15	3	1.58
*May 07	at UCLA	6.0	10	4	4	2	2	0	0	3	0	0	1	0	0	2-4	37-16	3	1.63
*May 08	at UCLA	6.2	2	3	3	5	8	1	0	1	0	0	0	0	0	1-3	37-17	3	1.66
*May 09	at UCLA	7.0	1	2	2	6	4	0	0	1	0	0	0	0	1	4-2	38-17	3	1.66
*May 13	OREGON STATE	5.0	4	1	0	1	3	0	0	0	0	1	0	0	0	9-1	39-17	3	1.64
*May 14	OREGON STATE	7.0	2	0	0	2	9	0	0	0	0	0	0	0	0	6-0	40-17	3	1.61
*May 15	OREGON STATE	5.0	6	3	2	1	4	1	0	0	0	0	0	0	0	11-3	41-17	3	1.63
May 21	vs Bucknell	5.0	0	0	0	0	10	0	0	0	0	0	0	0	0	10-0	42-17	3	1.61
May 22	vs Kentucky	7.0	4	0	0	3	5	0	0	0	0	0	0	0	0	1-0	43-17	3	1.58
May 23	vs Ohio State	7.0	2	0	0	1	7	0	0	0	0	0	0	0	1	7-0	44-17	3	1.55
Totals		402.0	280	111	89	136	469	34	1	25	21	4	14	8	13	314-111	44-17	3	1.55